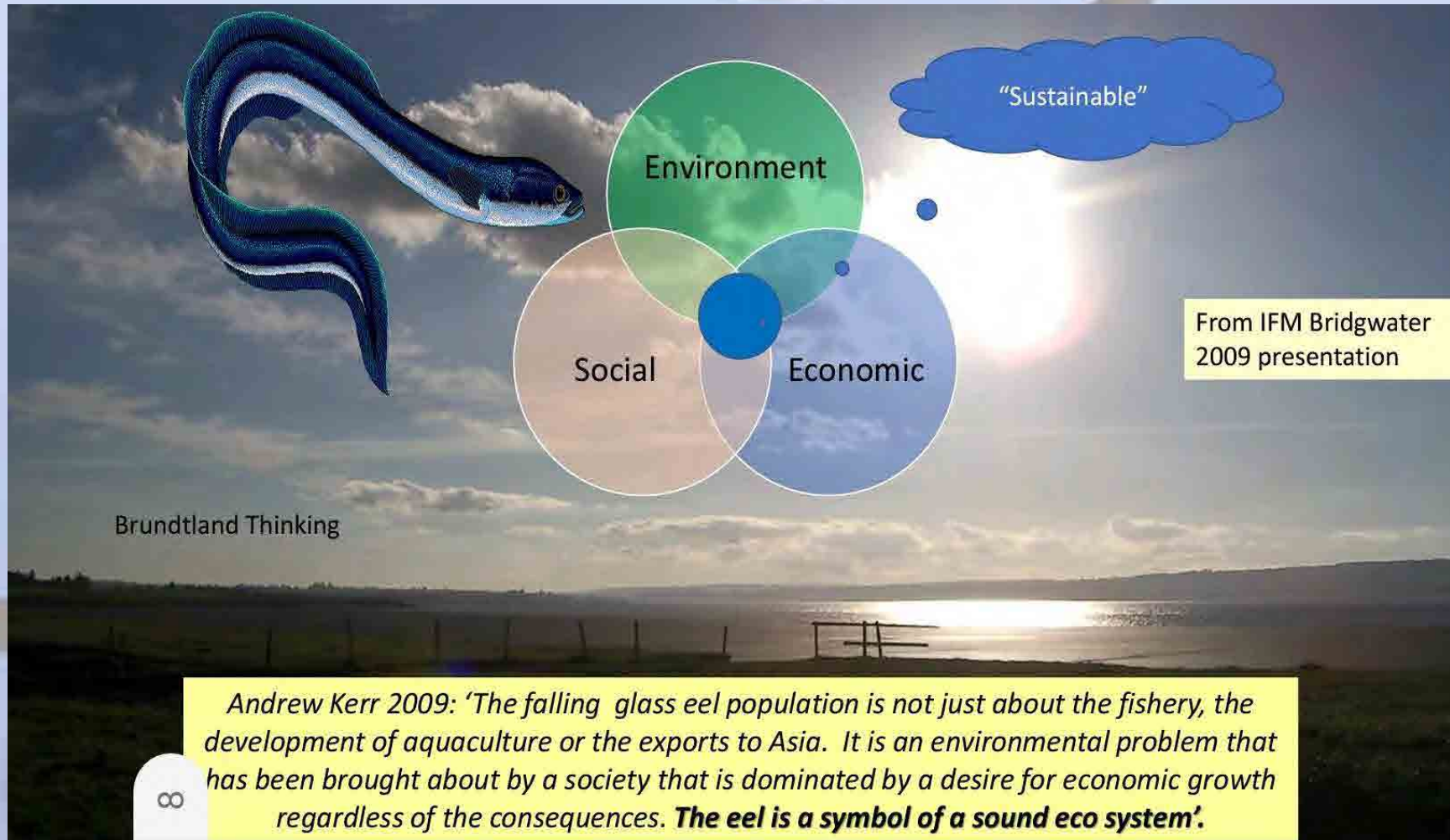






# The Foundation Call of 2009....



**People Profit Planet was there from the beginning**

# Trafficking History File Contents

## Theme

## Slide Numbers

- |   |         |
|---|---------|
| • Current State 2023                              | 1 to 9  |
| • Emerging story post CITES listing (2007 – 2010) | 10 - 11 |
| • CITES 2015 Enforcement Meeting the Hague        | 12 - 15 |
| • Presentation to Oxford Martin 2018              | 16 -31  |
| • SEG Asian Investigation 2018                    | 32      |
| • EUROPOL SEPRONA Madrid Press Conference 2018    | 33 - 35 |
| • SEG to PECH at the European Parliament 2023     | 36 – 51 |

# Eel a POLITICAL issue



***“For eel recovery - Think long term - half centuries”***

Grand Strategy

**“Building Credibility”**

**Code Compliance**

Strategy

**Embrace ISEAL**

**Build Standard**

Tactics

**Create SEG**

**SEG JOURNEY – asymmetric facilitation  
networking and communicating**

2010

2015

2020

2025


2030

**Promote Eel Regulation, Sustainability & Responsibility**





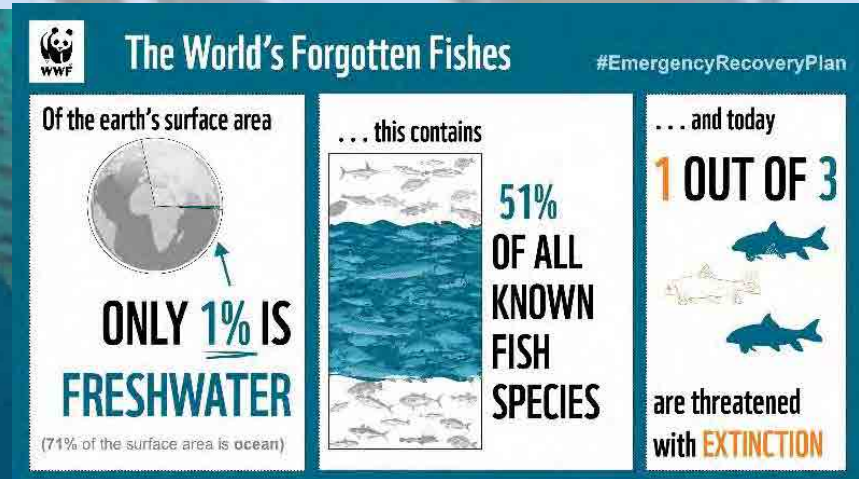
# WWF State of the Planet Report



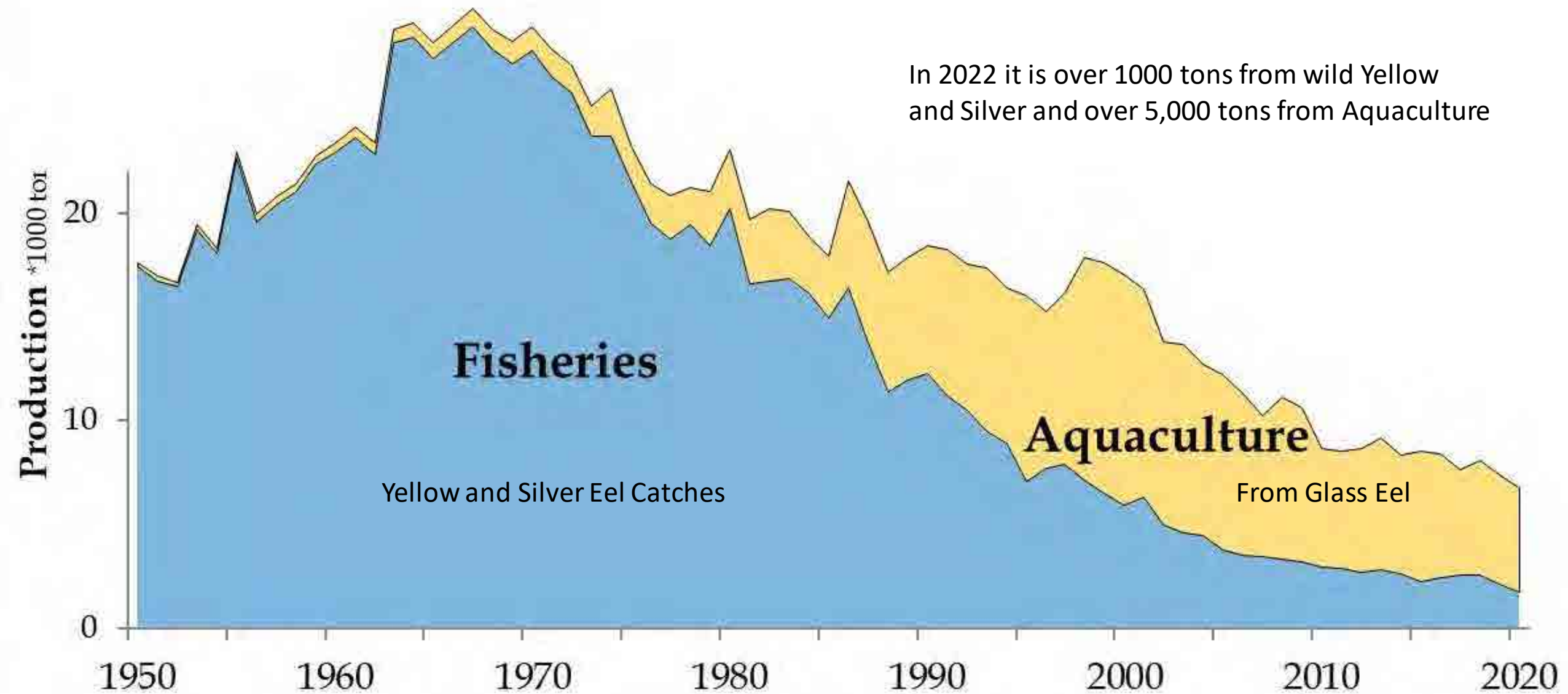
“Migratory freshwater fish have declined by 93% since 1970 in Europe

LIVING PLANET INDEX  
FOR MIGRATORY  
FRESHWATER FISH

93% Matches  
the EEL



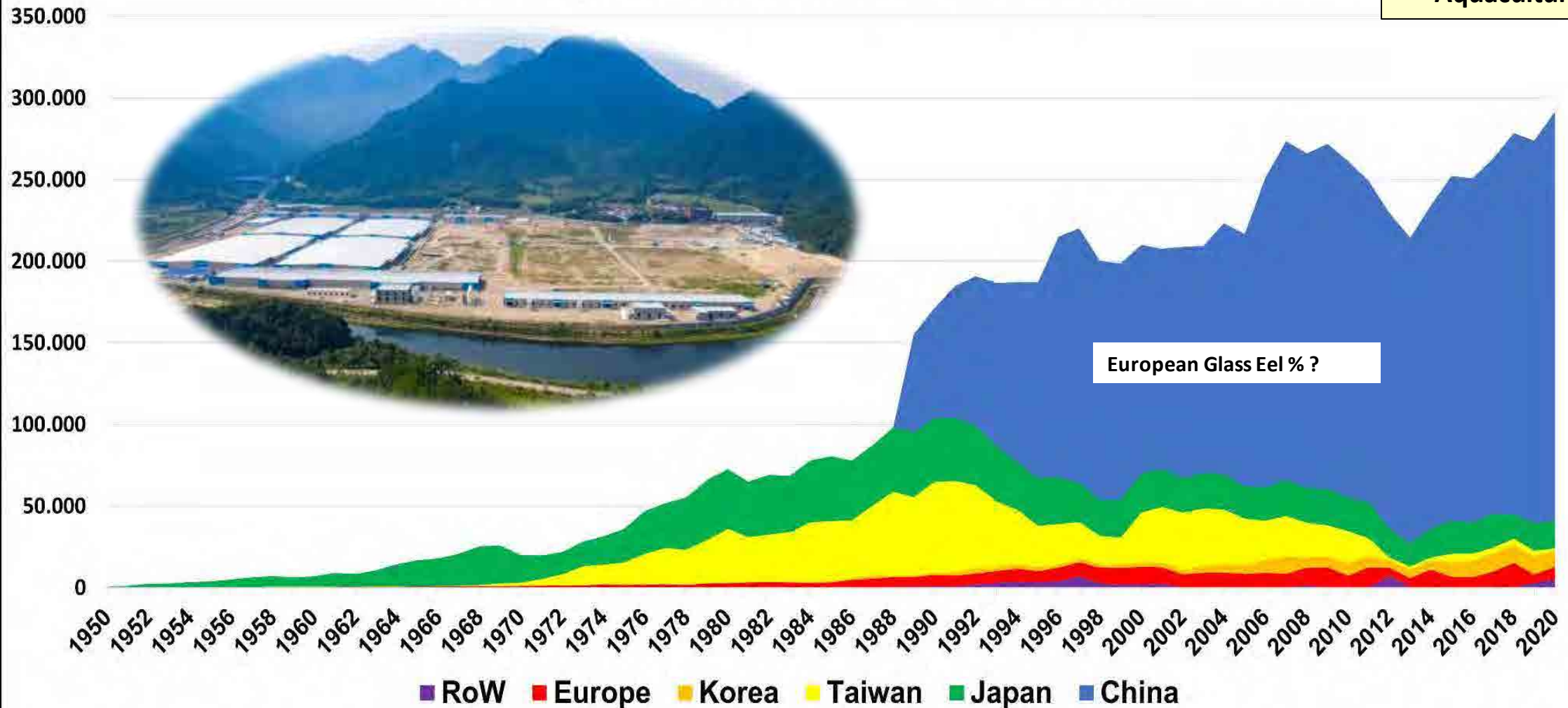
# The Changing Pattern of Eel Fisheries





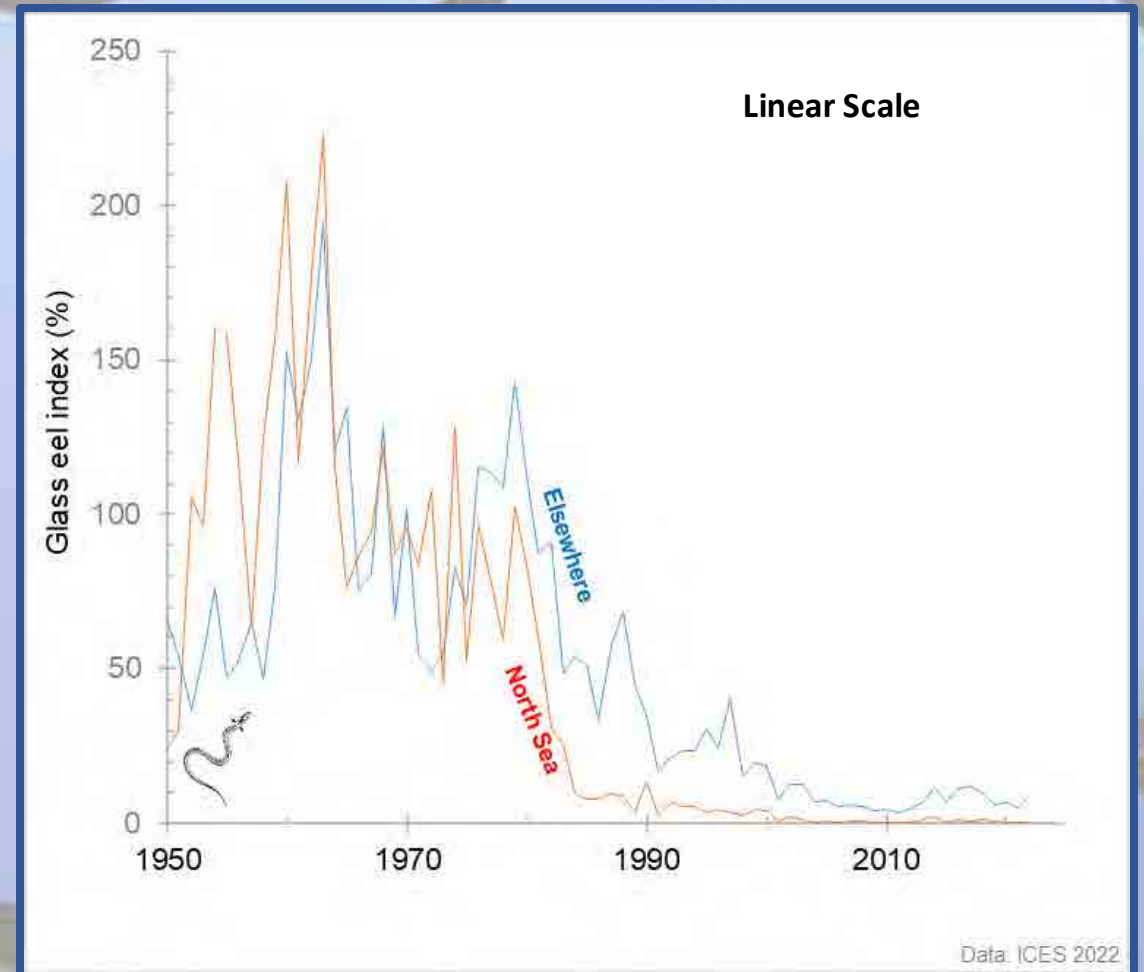
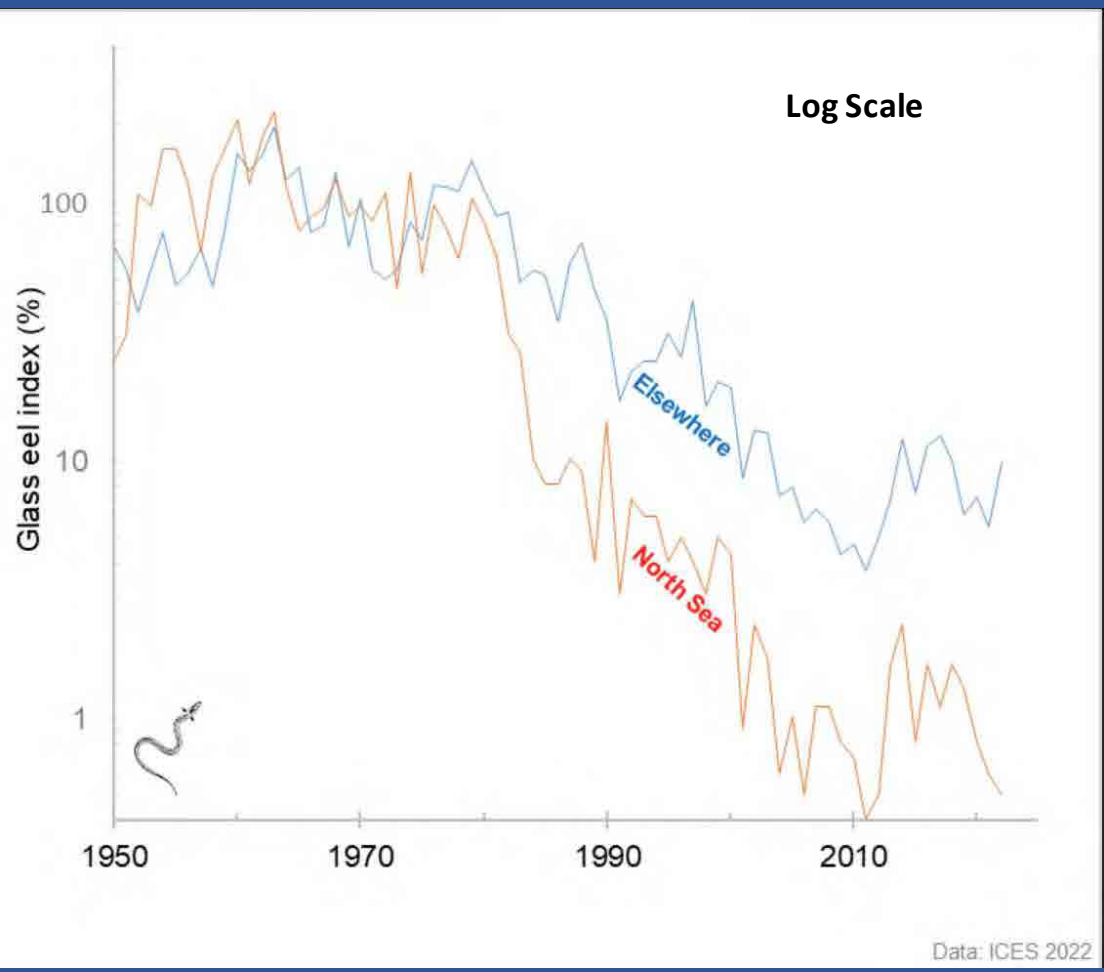
# Global eel aquaculture production in metric tonnes (period 1950-2020; FAO 2022)

“Europe is a small  
layer in Global Eel  
Aquaculture”



This situation led to CITES Listing 2007- 2010

# The ICES 2022 Glass Eel Timeseries Recruitment Index



Please note that '**Elsewhere**' accounts for over 90% of the recruitment. Around 1.3 billion is an indicated arrival volume from earlier ICES studies



# SEPRONA / EUROPOL

18<sup>th</sup> April 2018

MADRID

**“100 tons / 300 + million  
Glass Eels a year”**



## Reported Seizures

26 Tons or 80 million

last 6 years

8 tons 25 million in 2023



## Reported Arrests

750 last 6 years

256 in 2023

2 x Kingpins

50 close associates

In France 3 years Prison Sentences



**EUROPOL 2023 estimates  
incidents are at 50%**

SEG 2023 estimate trafficking  
was over 50 million fish

# 2024 Guess?



2022




## ‘Eel Regulation is slowly working’

- Events in European Parliament
- Supporting EU Trafficking Action Plan
- Working Closely with EU-COM
- OCEAN Documentary
- Building support with PECH

EP Event 2019



PECH 2023



2022 Event at EP





# SEG decides to act on Illegal trade following presentation by Traffic

SEG Board at ZSL Sept 2015

## 1. Illegal Trade an update from Traffic

Vicki Crook

The latest report from Traffic was presented by one of its author Vicki Crook. See attachment. The changing pattern of world trade in eels and the scale of the different Asian markets were assessed. The European Eel continues to find its way to Asia farms in spite of its CITES listing and in spite of the illegality. **Some 20 tons in both 2013/14 season and similar again for 2014/15.**

SEG is determined to stop this trade and proposes to help the Commission and the relevant authorities in Member States. We will build a campaign.

SEG and its members will support Traffic and participate with Enforcement including joining the Enforcement meeting in Brussels 4/5<sup>th</sup> November. A policy statement and campaign will now be developed and led by the Commercial members of SEG who believe that this continuing trade is threatening the future of their livelihoods and the sustainable programme for eel recovery.

20 Ton  
estimate  
of 2015

TEL 5217-1151 FAX 5217-1152 フルトツリ

東ア四力国・地域  
池入れ40トン届かず

二〇一五年度の東アジア四カ国・地域のシラスウナギ(ニホンシラスウナギ)池入れ量は、本紙の最終の聞き取り調査の結果、四〇割の三七・七と、好漁だった前年度の四一・%にとどまる事が明らかとなった。今年度の特徴は、例年と全く異なった漁獲期にあったことが挙げられる。これは、一足早い台湾、絶対量を占める中国のいずれもが大きな崩れたこと。その反面、幸いに早い、そして多量に欲しい日本国内が早々に、しかも久方にまとまるシーズンだった。

2015年度の東アジアシラスウナギ池入れ実績(8月16日現在、本紙ととも、板板票)

	2015年	平均価格 1尾単位 2000尾	2014年	2013年	2012年	2011年	2010年	2009年
日本	18.0t	360.0 円/尾 (180.0万円)	25.0t	12.9t	16.1t	20.9t	20.2t	29.5t
中国 (J)	10.5t	16.0 元/尾 (154.6万円)	40.0t	4.0t	7.0t	8.0t	10.5t	26.0t
(A)	20.0t	2.7 元/尾 (26.3万円)	7.0t	11.0t	11.0t	8.0t	20.0t	16.0t
(R)	10.0t	6.0 元/尾 (58.1万円)	13.0t	10.0t	15.0t	—	—	—
(Ba)	—	—	1.4t	10.0t	20.0t	—	—	—
台湾 (J)	1.2t	88.0 元/尾 (168.0万円)	12.5t	0.4t	0.8t	0.7t	1.0t	19.0t
(Ba)	—	—	—	6.5t	6.0t	—	—	—
韓国 (J)	8.0t	3000 円/尾 (185.0万円)	13.9t	2.5t	1.8t	6.8t	10.0t	14.3t
(A)	—	—	—	0t	0t	0.3t	1.5t	1.5t
(R)	0.0t	602 円/尾 (33.1万円)	0.3t	5.4t	1.7t	0.5t	—	0.3t
(Ba)	1.5t	465 円/尾 (25.6万円)	1.0t	5.2t	3.4t	0.8t	—	—
TOTAL	37.7t	—	91.4t	19.8t	25.7t	36.4t	41.7t	90.8t

(注) 2015年度(2014/12-2015/4)のシラスウナギ平均価格はアンギラ・ヨーロッパ(単位は行の数字単位)。レートは2015年2月下旬時点(日本1円=118.10円、中国1元=日本19.20円、台湾1元=日本36.75円、韓国1000円=日本11.00円、各国ともシラスウナギのみの池入れ実績)。  
(単位: A、B、Baはキログラム・シラス換算、A、Rはメートル(200kg/50t))

	2015 Avg Price (ton)	Per tail (local currency Per 5000 tail (m/JPY)	2014	2013	2012	2011	2010	2009	Avg Price Per tail at USD	
J	18.0	360	1.8	25.0	12.9	16.1	20.9	20.2	29.5	2.99
J	10.5	16	1.548	40.0	4.0	7.0	8.0	10.5	26.0	2.56
A. anguilla	20.0	2.7	0.263	7.0	11.0	11.0	8.0	20.0	16.0	0.43 1,512.00 European Eel
R	10.0	6	0.58	13.0	10.0	15.0	—	—	—	0.96 5,760.00
B	—	—	1.4	10.0	20.0	—	—	—	—	—
J	1.2	88	1.65	12.5	0.4	0.8	0.7	1.0	19.0	2.73
B	—	—	—	6.5	6.0	—	—	—	—	—
J	8.0	3000	1.65	13.9	2.5	1.8	6.8	10.0	14.3	2.55
A	—	—	—	—	—	—	0.3	1.5	1.5	—
R	—	602	0.331	0.3	5.4	1.7	0.5	—	0.3	0.51
B	1.5	465	0.256	1.0	5.2	3.4	0.8	—	—	0.40
J	37.7	—	—	91.4	19.8	25.7	36.4	41.7	90.8	—

Nihon Yoshoku Shimbun and  
Japanese Fisheries Agency

20  
ton

\$1,500  
1 kilo



# The Sustainable Eel Group of Europe

CITES Enforcement Meeting  
The Hague

5<sup>th</sup> November 2015

## Introductions

Andrew Kerr  
Alex Koelewijn  
Peter Neusinger

# Origins of the 20tons of illegal ?

- France alone has the capacity to meet the supply
- A chunk from Spain in tons
- A leak has started from UK in 100's of kilos
- To practically handle 10's of tons needs engineered holding facilities and trained staff
- There are very few facilities and people with this level of competence, capability and knowledge



# CITES: Sanctions

Directive 2008/99/EC of the European Parliament and of the Council of 19 November 2008 on the protection of the environment through criminal law

Member States shall take measures to ensure that the offences referred to in Article 1, concerning specimens of protected wild fauna or flora or derivatives thereof are punishable by effective, dissuasive criminal penalties.

**This has been updated and penalties revised but France is still 15,000 Euro this can just be costed into the business calculation. One Ton was worth some 1.5m US Dollars. The Risk / Reward ratio?**

penalties in the EU member States (2010):

Belgium:	50 000 €	Italy:	75 000 €
Czech Rep.:	156 250 €	NL:	450 000 €
Estonia:	65 000 €	Poland:	180 000 €
France:	15 000 €	Slovenia:	41 600 €
Germany:	50 000 €	Spain:	41 265 €
Ireland:	63 500 €	UK:	unlimited

## Recommendations

- Ensure uniform application of Eel regulation(Art7) 60/40 ratio
- Establish the use of electronic systems for certificates of origin to enable accurate cross-checking of information
- If a company breaks the rules inform SEG, suspension hurts
- Engage with major markets to ensure stringent controls – use SEG Standard to drive illegal operators out of business
- Stop illegal trade at source before it can disappear “under the radar”
- Maintain regular (rigorous) assessments of the performance of those in the glass eel fishing and trade
- Introduce a yellow/red card system for inappropriate action
- Fines imposed by EU member states on their nationals should be high enough to deter them and undermine their profits

**It is all about traceability !**





# Sustainable *Eel* Group

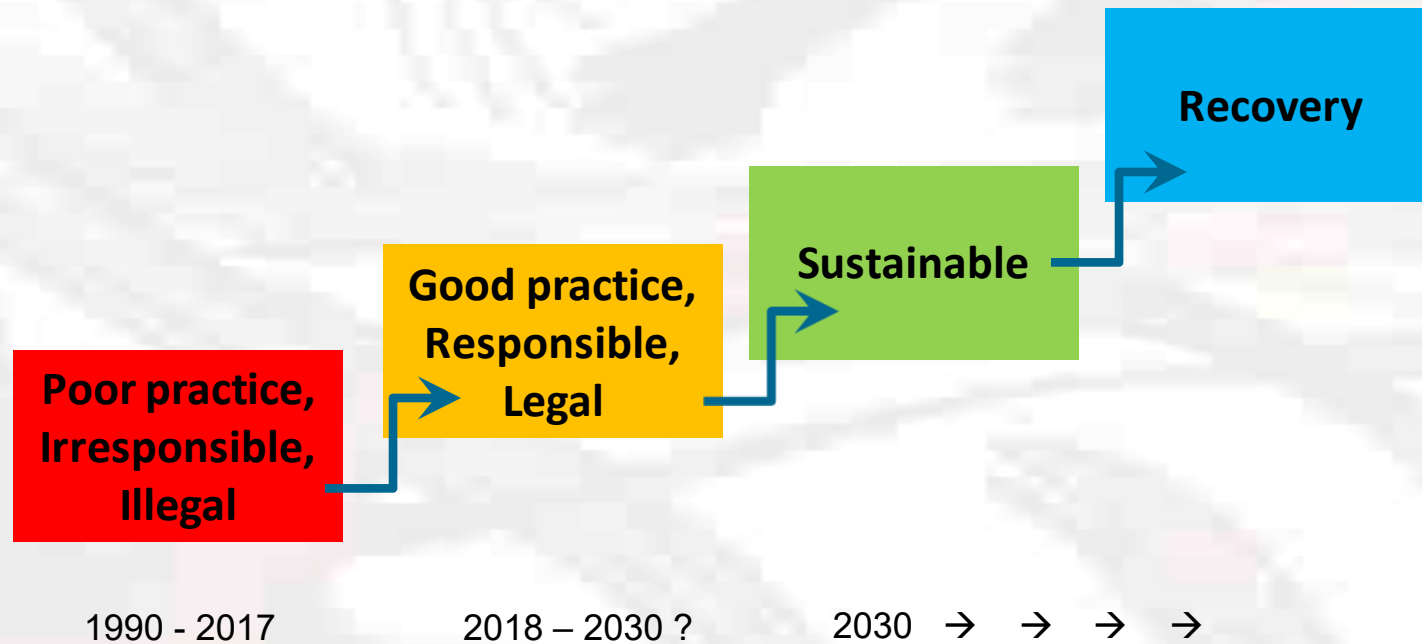
Oxford Martin – Illegal Wildlife Trade

2nd May 2018

***“Europe’s Greatest Wildlife Crime”***

Andrew Kerr  
Chairman

## The journey from protection and then sustainable use to full Recovery



**Trafficking at 5 x the Legal Consumption  
undermines Recovery**



Trafficking China's  
published level  
20 Tons 2014-15  
30 Tons 2016-17

## *A. anguilla* and mainland China

Live eel fry input into Chinese eel farms

	2008-09	2009-10	2010-11	2011-12	2012-13	2013-14	2014-15	2015-16	2016-17
Elver input (t)	16	20	8	11	11	7	20	18	30
With CITES permits (t)								3.7	4

SEG alerted

Source: Nihon Yoshoku Shimbun)


Re-export from China (live adult eel and meat (processed eel))

	2009	2010	2011	2012	2013	2014	2015	2016
Live eel (t)					580	1,497	1,469	N/A
Meat (t)	12,284	9,304	7,521	4,861	5,767	6,732	3,752	N/A

Source: CITES trade database (Exporter reported quantity)

TRAFFIC is a strategic alliance of IUCN WWF

Sustainable  
Eel Group



The Commission is also supporting the establishment of a network of representatives of EU Member States' enforcement authorities is to review progress twice a year. The Commission will report to the Council and the European Parliament by July 2018 on progress in implementing the Action Plan, and on whether its priorities and objectives are appropriate and relevant. Progress made and the success of the Action Plan in curbing wildlife trafficking will be evaluated in 2020. On that basis, the Commission will consider what further action is needed.

An inter-Service Group within the Commission will coordinate activities across the areas concerned and ensure that all relevant Commission services and the EEAS perform their allotted tasks.

Large volumes of glass eels are illegally exported from the EU to Asia every year.



© Christine Viret

mission set of actions for the enforcement of Regulation (EC) No 338/97 on the protection of species of wild fauna and flora by regulating trade therein.

The Action Plan will be implemented in such a way as to ensure consistency with existing EU policies with a bearing on the illegal trade in natural resources. These include the EU Action Plan on Forest Law Enforcement, Governance and Trade (FLEGT), the EU policy against Illegal, Unreported and Unregulated (IUU) fishing, and EU initiatives against trafficking in waste, drugs, counterfeit goods, firearms or human beings, money laundering and illicit financial flows.

2016

# EU Action Plan against Wildlife Trafficking

(COM(2016) 87 final)

Brussels, 26.2.2016  
SWD(2016) 38 final

COMMISSION STAFF WORKING DOCUMENT

Analysis and Evidence in support of the EU Action Plan against Wildlife Trafficking

*Accompanying the document*

COMMUNICATION FROM THE COMMISSION TO THE EUROPEAN PARLIAMENT, THE COUNCIL, THE EUROPEAN ECONOMIC AND SOCIAL COMMITTEE AND THE COMMITTEE OF THE REGIONS

EU Action Plan against Wildlife Trafficking

{COM(2016) 87 final}



# Europol arrest 17 in €10m glass eels smuggling ring 2016



**2018 Many Airport Seizures in Spain, Portugal & Morocco  
100 plus arrests mostly Chinese citizens**





## The disguised or miss labelled channel

A man has been arrested in [Chessington](#) after allegedly trying to smuggle 600,000 endangered live eels through [Heathrow](#) airport. The European "glass" eels, known *Anguilla Anguilla*, were found by specialist Border Force CITES officers **under a load of chilled fish** before they were due to be exported to Hong Kong.



# CRIMINAL

An underground  
hidden station in  
France Rochefort





## Arrests 2018

Spain 80

Portugal 45

France 13

**It makes no sense to continue to set a quota and catch more fish than the legal market demands. This enables the illegal trade and discredits the whole industry**

Market Research  
2014 funded by  
France Agrimer  
shows European  
internal  
market to be  
about **30 tons**

France uses a Quota system to  
manage the fishery

	Quota	Actual
12/13	34 tons	33 tons
13/14	42	35
14/15	75	36
15/16	57	46
16/17	65	46
17/18	65	56

**EUROPOL** in April 2018  
at Press Conference in  
Madrid announce their  
estimate that about  
**100 tons** are trafficked  
annually



SEG Annual Survey to Aquaculture and Restock Organisations in 2017 identified 18 tons Consumption and 13 tons Restocking



# France Glass Eel Catches 2016/17 Season



DATES DE PÊCHE L'ANGOÛLE DE MOI 10 CM		Unité de gestion angoules (UGA)		Date Indication au UGA (kg)		Quota Général au UGA (kg)		Saisie d'unité de pêche de quota 50%		Captures Restocking		Captures Commercial		Affecté Intégrité Total UGA (kg)		Captures FAM Total UGA (kg)		Déclaration des professionnels Pêcheurs		reste à pêcher		Commentaire	
Zone		Zone		Code UGA		Date		Quota		Captures (kg)		Captures (kg)		Affecté		Captures		Déclaration		reste à		Commentaire	
Pays de la Loire		1001 à 2000		ABP		590		590		79,356		13,27%		188,000		244,000		244,000		244,000		244,000	
Pays de la Loire		2001 à 3000		BEN		371		1451		1,168,0		0,00%		217,000		217,000		217,000		217,000		217,000	
Pays de la Loire		3001 à 4000		BRE		3018		1230		8257		3000,0		3000,0		3000,0		3000,0		3000,0		3000,0	
Pays de la Loire		4001 à 5000		LGV OP		1000		23400		1812,00		48,57%		1812,000		1812,000		1812,000		1812,000		1812,000	
Pays de la Loire		5001 à 6000		LGV hors OP		1001		7100		1570,250		30,02%		1570,250		1570,250		1570,250		1570,250		1570,250	
Pays de la Loire		6001 à 7000		Général		1001		14300		1344,0		30,63%		1344,000		1344,000		1344,000		1344,000		1344,000	
Pays de la Loire		7001 à 8000		Abou		1001		1400		1400,000		97,00%		1400,000		1400,000		1400,000		1400,000		1400,000	
Pays de la Loire		8001 à 9000		Bouill-Toulon quota		1000		1000		1000,000		100,00%		1000,000		1000,000		1000,000		1000,000		1000,000	
Pays de la Loire		9001 à 10000		Total général		1000		1000		1000,000		100,00%		1000,000		1000,000		1000,000		1000,000		1000,000	



Fisheries Control Documents shows 46 tons landed and received by Eel Collectors - 23 tons Restock and 24 Consumption from a Quota of 65 tons

SEG Market Survey 2017 found evidence of 17 Tons from France Quota for Consumption...6 Tons?

SEG found 17 Tons + Missing from the official record even though there is a weekly report of where all eels were sold

SEG Market Survey 2017 found evidence of 12 Tons from France Quota for Restocking ... 11 Tons?

## Quantifying the illegal trade in European glass eels (*Anguilla anguilla*): Evidences and Indicators. SEG-Report:2018-1-V1

- 75 % of total glass eels are caught in France
- 50 % of declared European catch is untraceable
- In addition, there is IUU fishing

### Total Declared:

2016 = 59.2 t

2017 = 64.3 t

2018 = 75?

### France Declared:

2016 = 46.4 t

2017 = 46.1 t

2018 = 56?

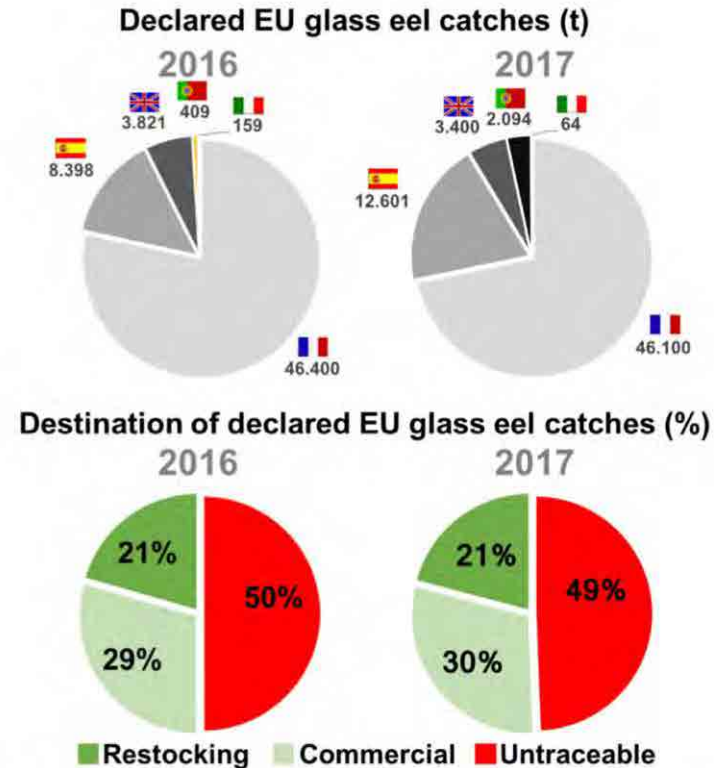
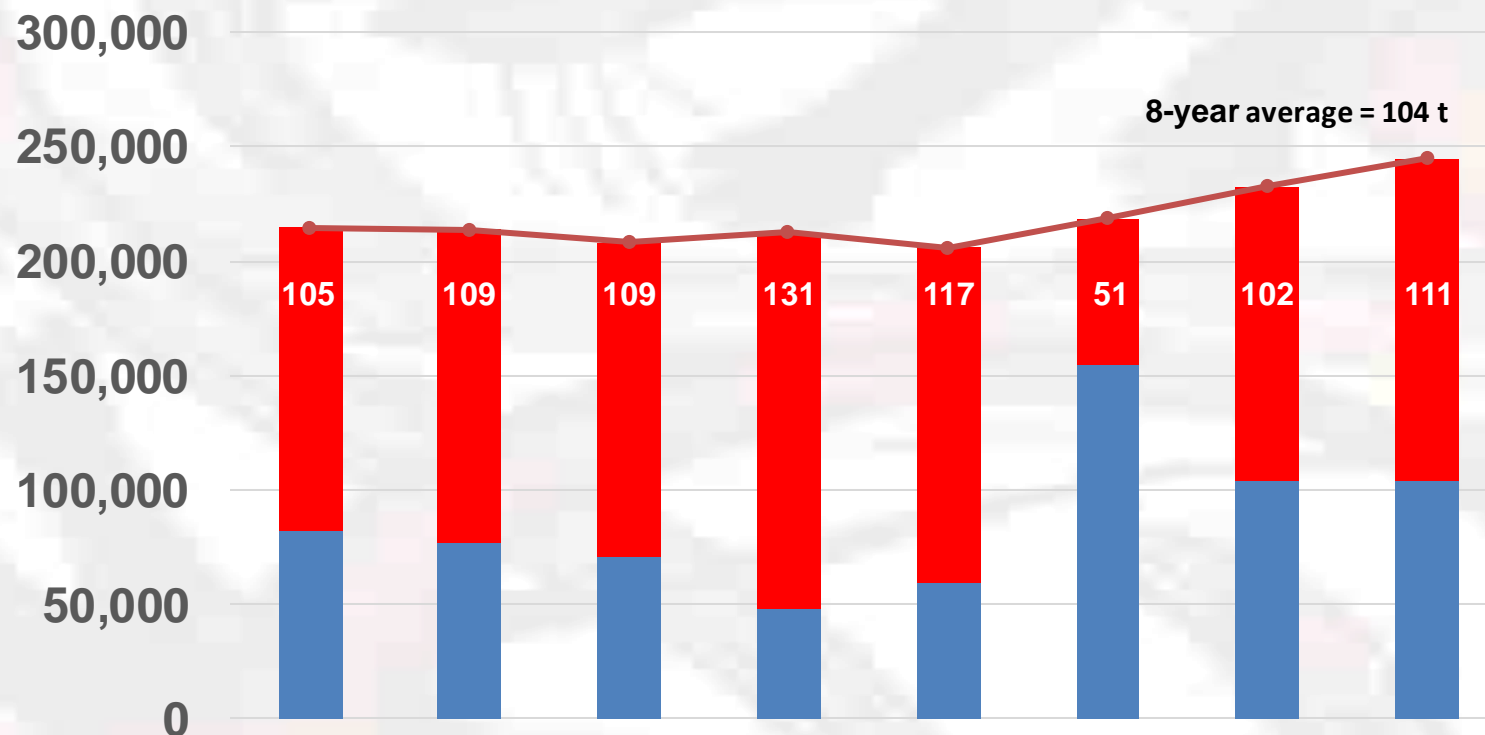


Figure 1: Glass eel catches and destinations. Catch data were extracted from WGEEL reports 2016 and 2017. Source: SEG-Report-2018-1-V1

50% of the declared catch is untraceable



### *Anguilla* production (t) in China 2009 to 2017



Now, knowing  
the EUROPOL  
estimate of 100 t,  
FAO data seem  
to make a lot of  
sense!

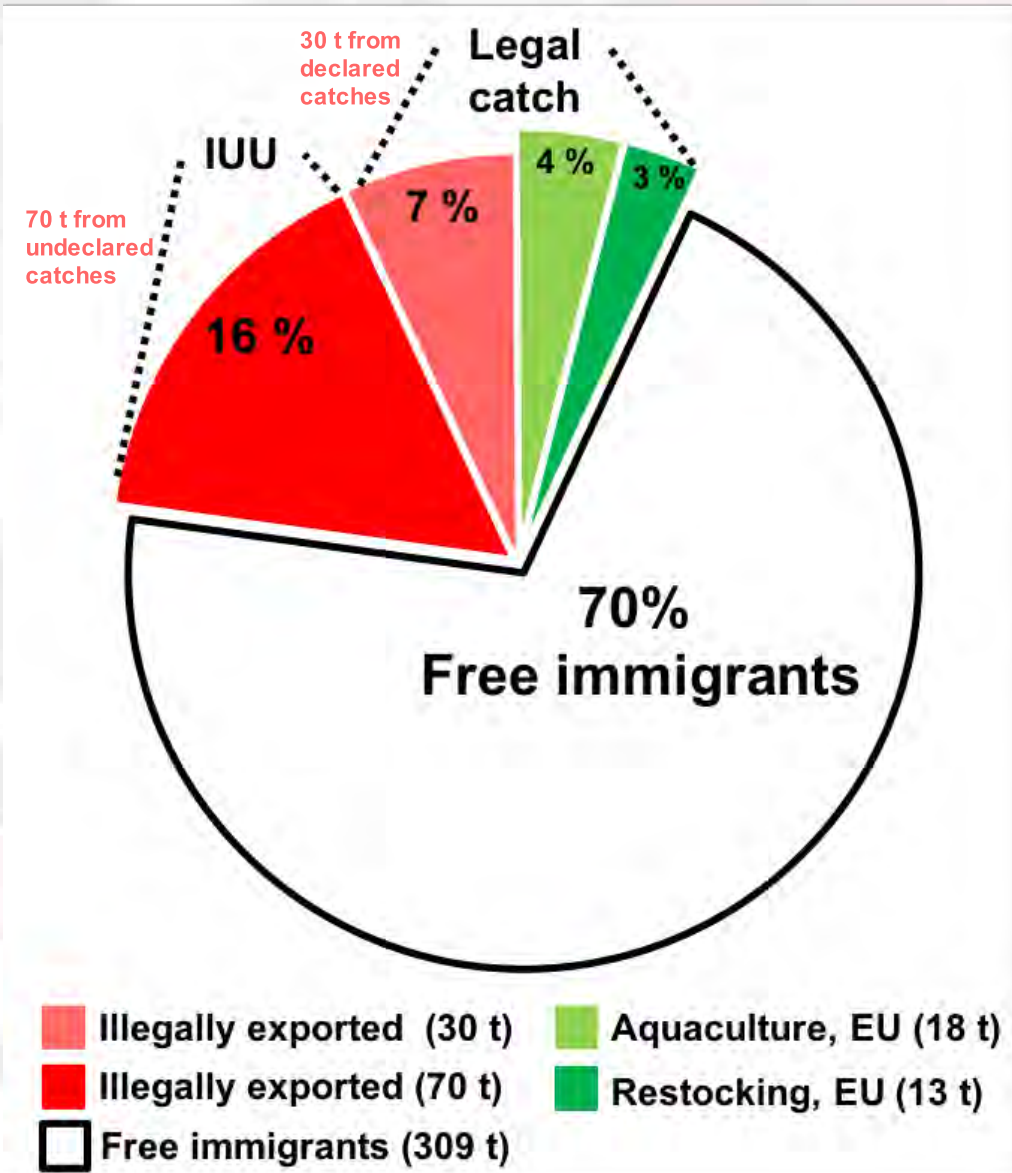
Probably, the  
majority of  
Chinese eel  
exports is  
mislabelled as  
XX and therefore  
does not appear  
in export data?

- Chinese farm production (t) from undeclared sources
- Chinese farm production (t) from declared glass eel input
- Chinese farm production (t) according to FAO

The white numbers in the red columns indicate the equivalent in *Anguilla anguilla* glass eels (t) which is needed in addition to the declared glass eel input to reach the level of the FAO *Anguilla* production

# Trafficking Threatens Eel Recovery

## Sustainable Eel Group, 06 April 2018



The **full pie** represents the **annual amount of young eel coming from the ocean into Europe (440t)**; each segment represents a different destination. Restocking outdoor waters in Europe; Aquaculture within Europe; illegally exported legal catch; illegally exported, illegal or undocumented catch (IUU); The “Free immigrants” represent the proportion that is not caught.

**Sources:** Bornarel et al 2017 (2015 recruitment estimate: 440 t); SEG-Report-2018-1-V1 (aquaculture, restocking, illegally exported from legal catch); EUROPOL press release (illegal export estimate: 100 t)



## Quantifying the illegal trade in European glass eels (*Anguilla anguilla*): Evidences and Indicators. SEG-Report:2018-1-V1

- **EUROPOL estimate: 100 t / 350 Million fish**
- **Market value: > 2 27 Billion Euro**

Scen1	Takes into account the quantity of eels which was proofed by enforcement operations in fishing season 2016/2017	8 t
Scen2	Takes into account the approximate quantity of eels which remained untraceable in SEG's market surveys for season 2015/2016 and 2016/2017	30 t
Scen3	Takes into account the approximate quantity of eels which was guesstimated by Spanish enforcements <sup>11</sup> for season 2016/2017 and includes IUU	60 t
Scen4	Takes into account the quantity of eels that circulates as persistent rumour every season	100 t

Scenario	Glass eels (t)	Raw filet (t)	Wholesale Raw filet (€)	Wholesale processed filet (€)	Consumer processed filet (€)
Scen1	8	4 915	59 million	113 million	188 million
Scen2	30	17 766	213 million	408 million	680 million
Scen3	60	35 532	426 million	816 million	1,36 billion
Scen4	100	59 220	711 million	1 36 billion	2 27 billion

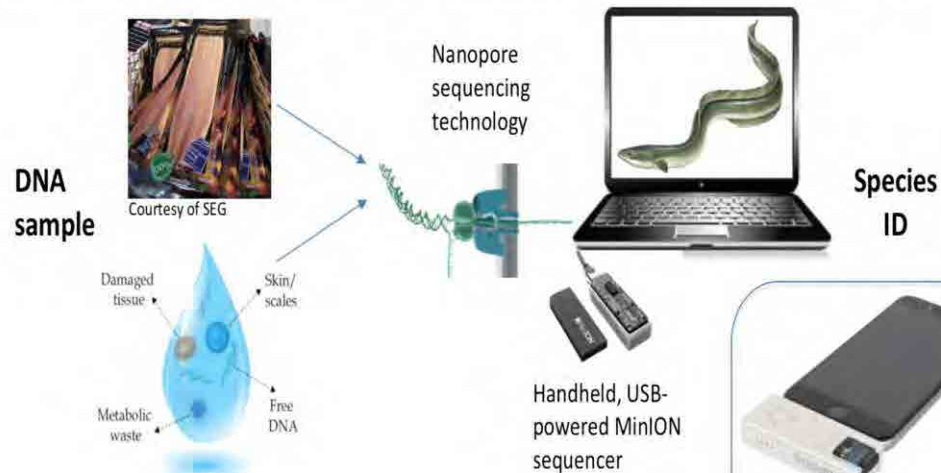
Table 1: *Economic value of trafficked European eel. Source: SEG-Report-2018-1-V1*

**100 tons is worth 2.27 billion Euros once grown on makes it Europe's greatest wildlife crime**

# Methods to tackle illegal trade

## Rapid species ID (Nanopore Sequencing)

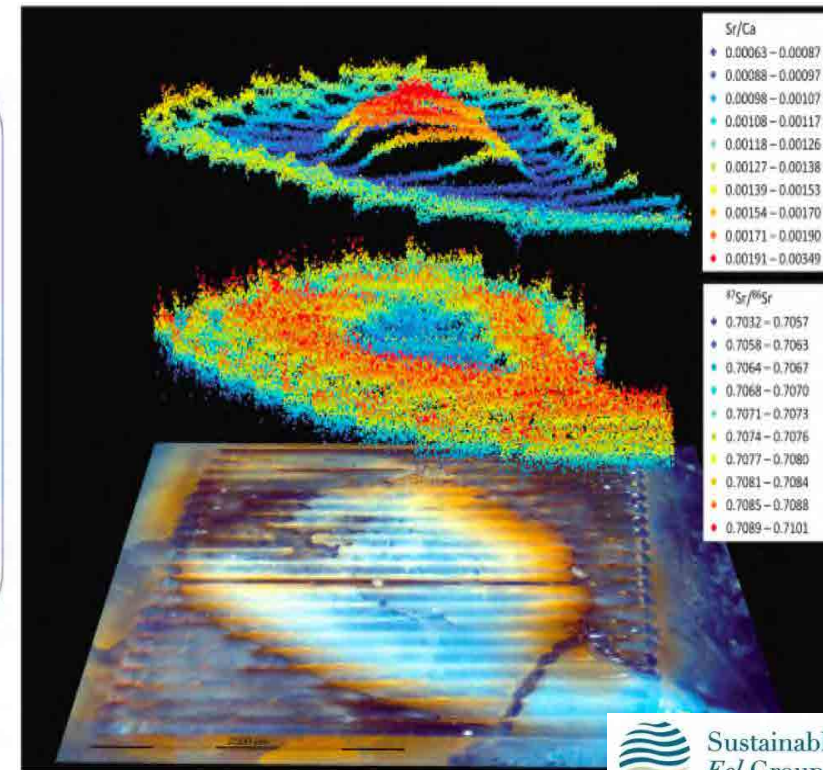
Enables rapid, on the spot testing at markets, customs posts or in national parks...



- Equipment fits into a suitcase and species ID can be applied in the field within 1h!

## Chemical Fingerprinting

- Applied when genetic ID is not sufficient
- Chemical environm. imprints in tissue
- Assignment of chem. patterns to estuary





*Florian and Andrew travel East to CMS in Manila, onto Japan to meet WWF and are stopped entering into China from Hong Kong*



**"Stop Eating Eel"**

ウナギを食べるのを中止！



**Trafficking is out of control –  
"Close the fishery"**

ウナギの売買はコントロール不可能  
漁業の中止

# Does Eel Fishing have a future? European Battleground

ウナギ漁業に未来はあるか？

2018 an EU year of Review


無責任→責任的→持続可能性→回復

Irresponsible → Responsible → Sustainable → Recovery



**"Reinvention"**

再開発



**"Sustainability"**

持続可能性



# SEPRONA / EUROPOL

18<sup>th</sup> April 2018

MADRID

**“100 tons / 300 + million  
Glass Eels a year”**



## Reported Seizures

16 million	2016 - 17
17 million	2017 - 18



## Reported Arrests

48	2016 - 17
98	2017 - 18



**“20 to 25% of total Annual  
Recruitment is being  
trafficked”**





**Up to 100,000 glass eel in each suitcase**

- **Fishermen gets 10 cents an eel**
- **Landed in Hong Kong 1Euro**
- **Grown on 10 Euro**

**364 Suitcases in one raid 2018**

**In 2018 300-350 million were trafficked**

A hidden illegal eel 'pop up' station  
SW Spain raided late March 2018 an  
earlier raid had taken out the  
previous main station in N Portugal







# Sustainability and Responsibility

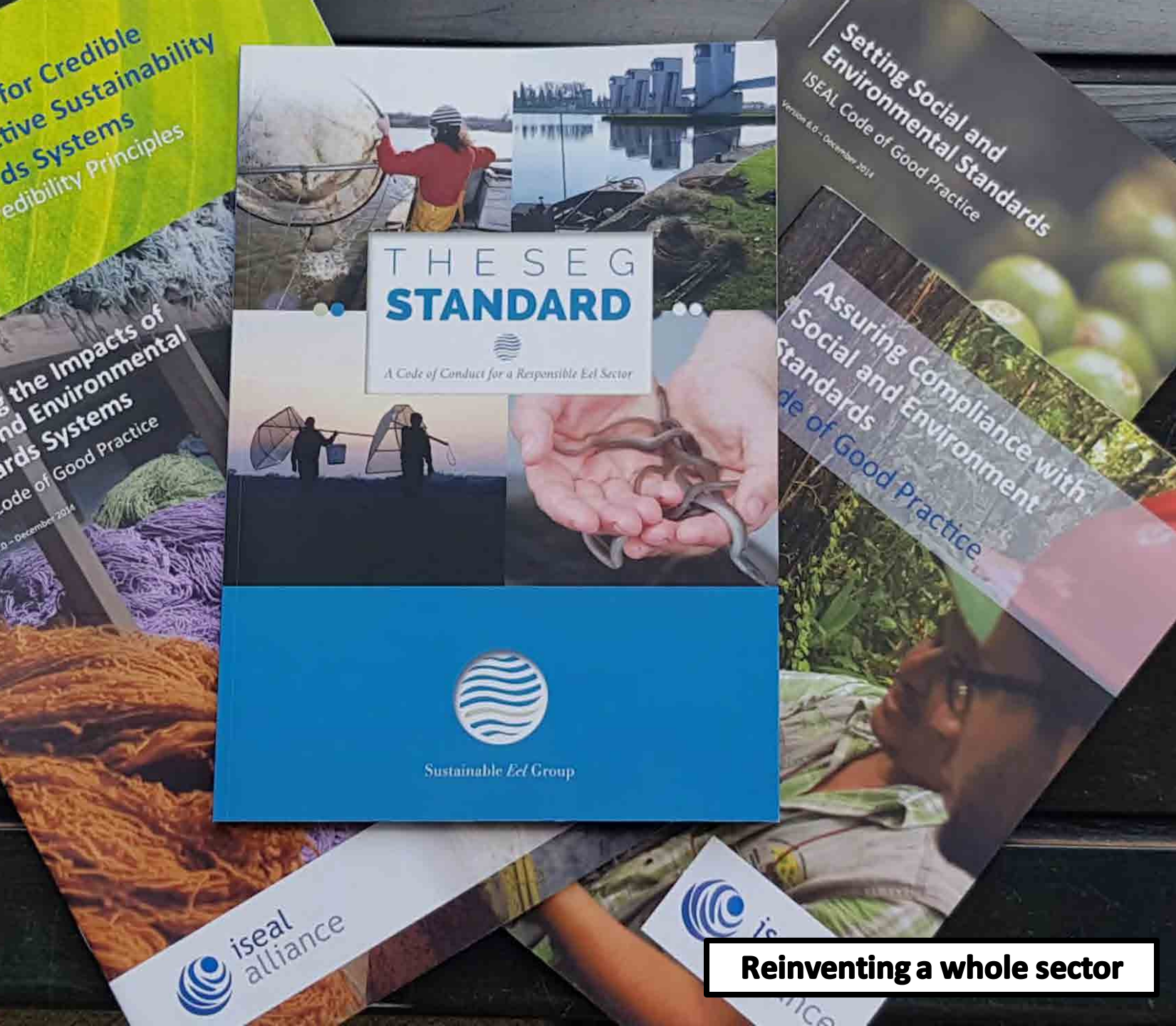


***“How the SEG Standard can help combating illegal trade and improving traceability and certification?”***



***SEG promoting Eel Recovery through ‘protection and sustainable use’***





**110 million SEG Certified eel  
for farming / restocking supply  
chains in both 2022 and 2023**



**Reinventing a whole sector**

to retail

## The ISEAL Code Compliant Model

SEG Standard Owner  
and Standard Setter.



CAB - Independent Role  
Certifier and then  
maintains the Register



Full Self Evaluation  
before Audit

Independent qualified  
Auditors appointed by  
CAB to **verify**  
**performance** and claims



# The SEG Standard with fully traceable Supply Chain has impact

Influence building –  
the SEG Platform

2021

First  
Certificates  
Spain 2022

88% of French  
Fishery Certified

**110 million for 2022 and 2023 eel farming  
and restocking**



**France Glass Eel  
Total Catch**

2022 55.6 Tons

2023 49.6 Tons

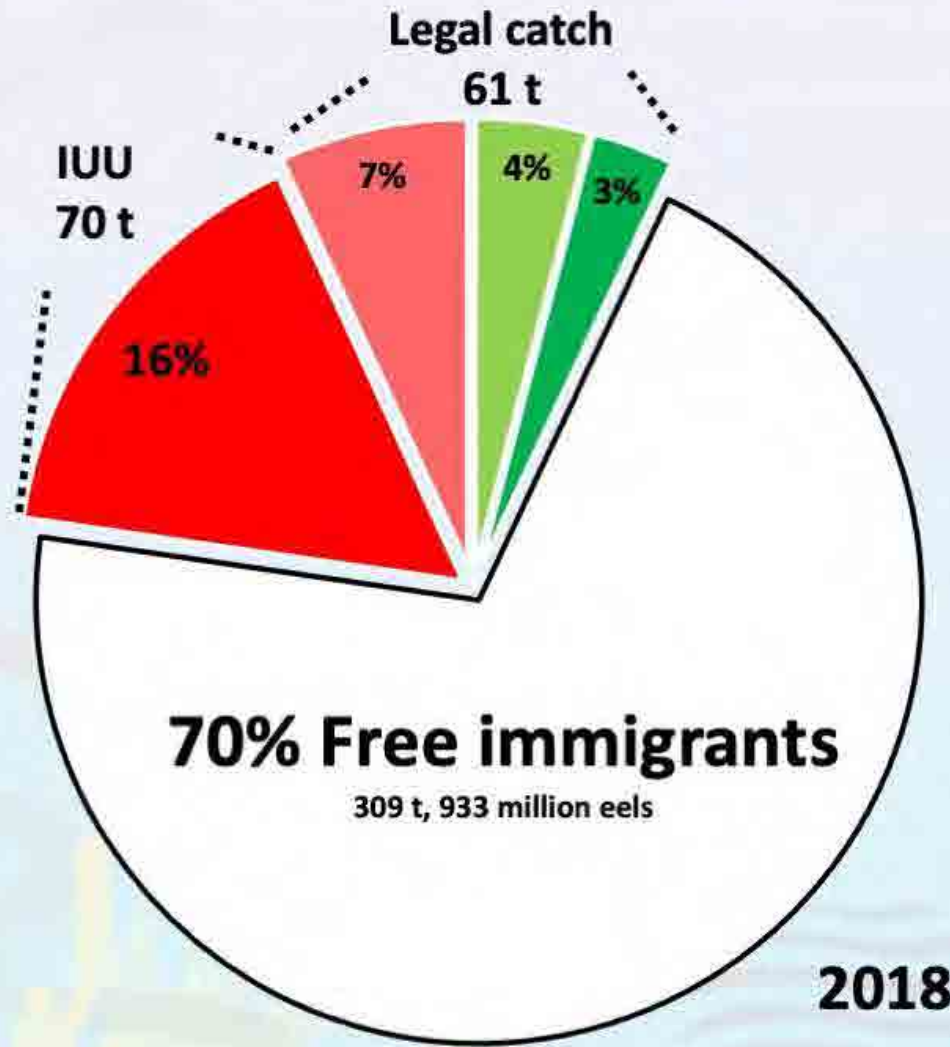
**Quota was down  
from 65 tons to  
58.75**

**The Reinvention is taking place - the sector takes on the  
“Stewardship Role”**



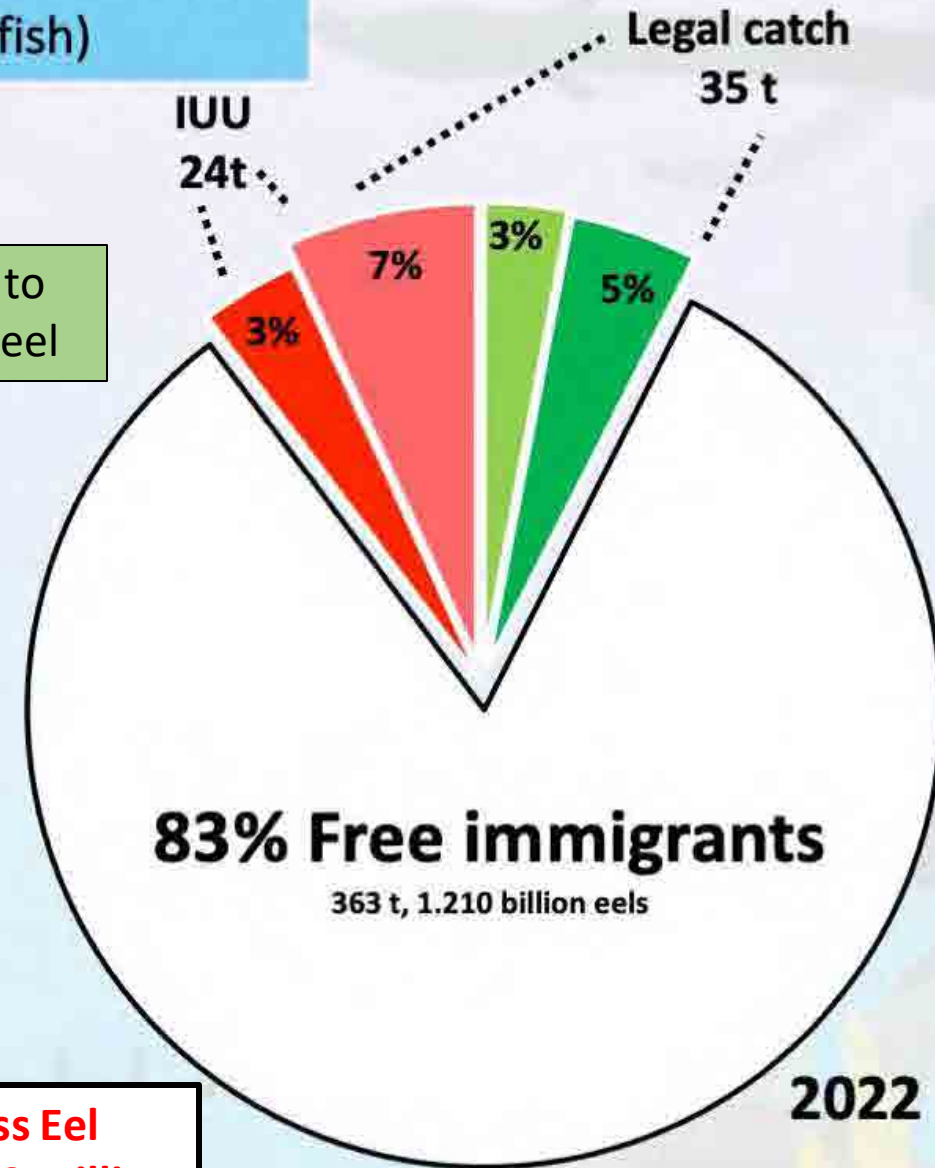
# Exploitation of total glass eel recruitment

(440 tonnes per annum or 1.33 billion fish)



Eel Aquaculture now takes 3% to produce 6,000 tons of farmed eel

Reduction in mortality by fishery and the sector



Reducing the Glass Eel Fishery Impact by 300 million a year

Illegally exported  
Illegally exported\*  
\*incl. Spain in 2022

Aquaculture, EU  
Restocking, EU  
Free immigrants

**Captive Breeding even if it was the solution is a long way off**



# Trafficking Updates 2022

## SEPRONA / EUROPOL

18<sup>th</sup> April 2018

MADRID

100 tons / 300 + million Glass Eels a year



Trafficking  
expected to  
grow in  
2022

## Reported Seizures

16 million	2016 - 17
17 million	2017 - 18
15 million	2018 - 19
10 million	2019 - 20
1.38 million	2020 - 21



Eel trafficking  
influenced by  
the COVID-19  
pandemic

## Reported Arrests

48	2016 - 17
98	2017 - 18
154	2018 - 19
108	2019 - 20
52	2020 - 21



85%  
Reduction  
since 2016\*

## Operation Lake V

Update 19 Nov 2021

58 000+ inspections across Europe  
Seizures including: 387 kg of glass eels and  
25 kg of adult eels valued at about EUR  
1.241 million

<https://www.europol.europa.eu/media-press/newsroom/news/eels-shipped-air-found-in-operation-lake-v>



# SEPRONA / EUROPOL

18<sup>th</sup> April 2018

MADRID

**“100 tons / 300 + million  
Glass Eels a year”**



## Reported Seizures

26 Tons or 80 million

last 6 years

8 tons 25 million in 2023



## Reported Arrests

750 last 6 years

256 in 2023

2 x Kingpins

50 close associates

In France 3 years Prison Sentences



**EUROPOL 2023 estimates  
incidents are at 50%**

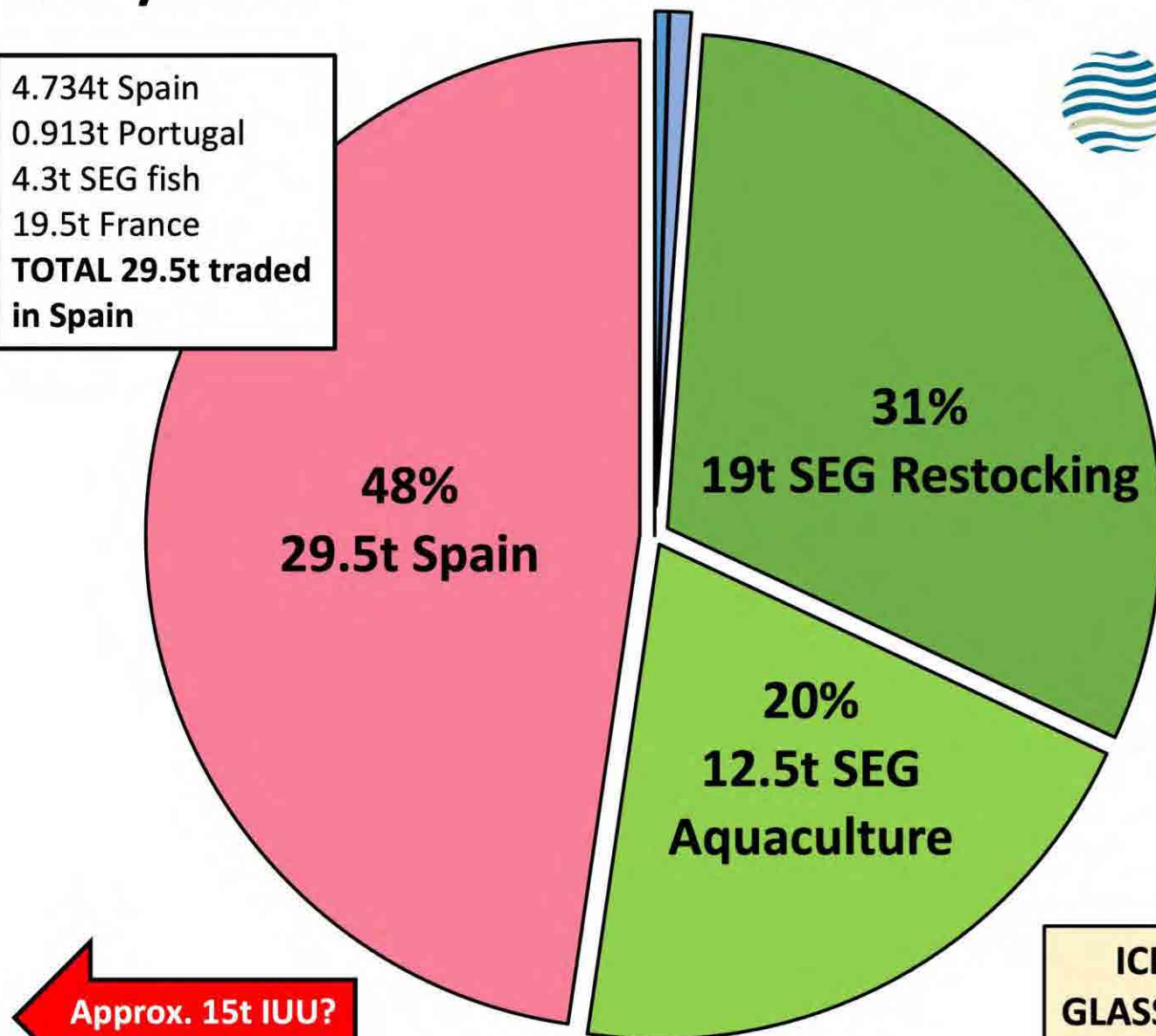
SEG 2023 estimate trafficking  
was over 50 million fish

# 2024 Guess?

**2021/2022**

4.734t Spain  
0.913t Portugal  
4.3t SEG fish  
19.5t France  
**TOTAL 29.5t traded  
in Spain**

Non-SEG Restocking & Consumption <1t



**Approx. 15t IUU?**

50 million

**ICES TOTAL  
GLASS EEL CATCH  
59.48t**



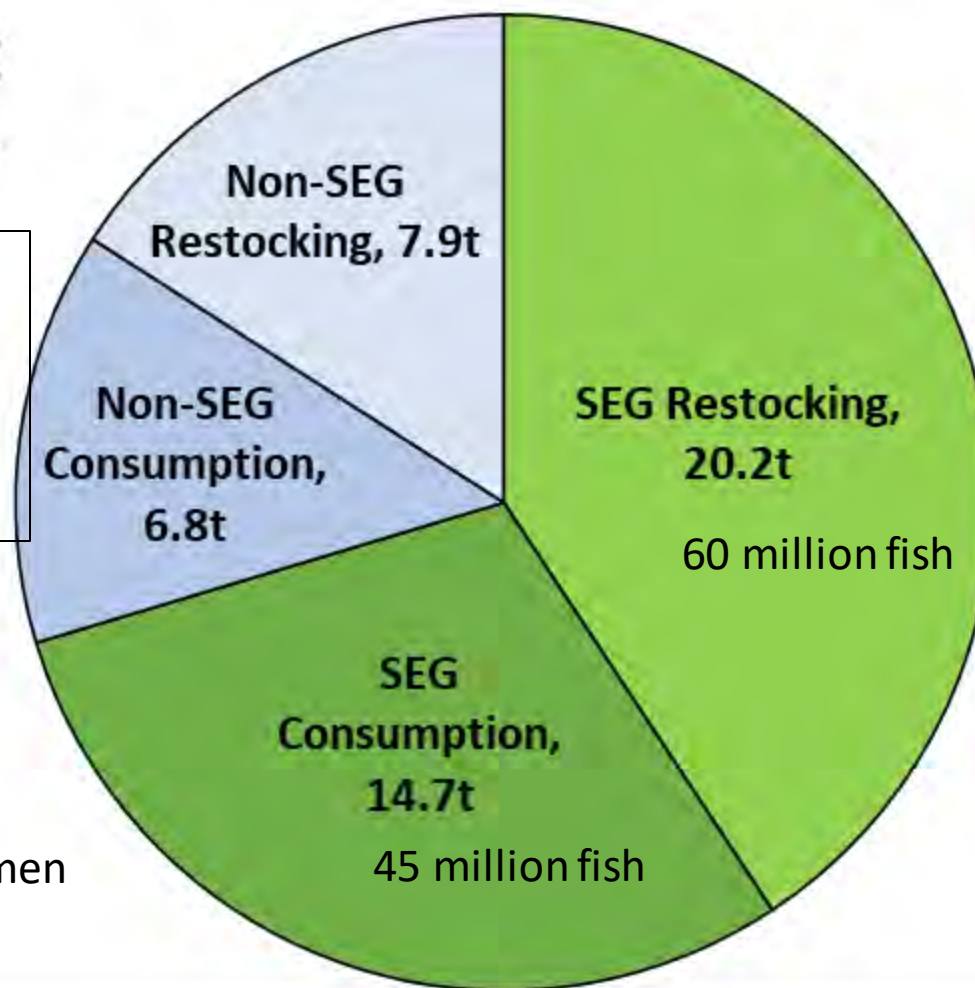
This 50 ton is enough to meet the current Eel Farms and Restocking requirements

## France 2022/2023

**TOTAL 49.6t**

2021/22 Total 55.6t

The Trafficking was from non SEG certified zone of 14 Tons some 45 million fish. Likely now closed down.



The SEG Voluntary Standard helps to identify and demonstrate those working **responsibly** within the supply chain so enabling enforcement agencies to concentrate

88% of French Fishermen are now certified



# 2023 Quelques images... tous non certifiés SEG – en 2023 le plus grand nombre de saisies



**256 Arrests in 2023 season by the National  
and International Enforcement Agencies**



**2023 Some Images...all non SEG Certified  
– in 2023 the greatest number of seizures**



**"27 people arrested during the operation on 10 May, 20 people taken into custody the following days, ten now prosecuted. Justice has put an end to the vast operation"**



**Arrested and jailed likely invoking his 18 months suspended sentence  
10 May 2023**



**On behalf of the reinvented sector SEG  
congratulates the Enforcement Agencies**



# Working to SEG Standard / Supply Chain and effective counter trafficking save 100s of millions of glass eels annually



Better Eel Husbandry mortality was 40% of 150m quota **some 60 million** Glass Eels saved



Reduced Trafficking from 300 million to some 50m or about 20% so about **250m saved**

**TOTAL ANNUAL SAVING**  
over **300**  
million Glass Eels

## 2022 to June

- **49** Arrests reported this season
- EUROPOL, EFCA, OLAF, DG Sante
- 27,701 Inspections
- 24 Countries
- 4.5 million Glass eels seized



**SustainableEelGroup** @EelGro... · 08 Oct  
! Loire-Atlantique: twelve men sentenced for eel trafficking:

**12**



francebleu.fr  
Loire-Atlantique : douze hommes condamnés pour des braconnages de civ...



2



24



83



**SustainableEelGroup** @EelGr... · 30 S

"The operation lead to the arrest and investigation of 29 people, as well as the seizure of 180 kilos of elver (young eels) on a black market value that could reach €270,000"

**29**

[euroweeklynews.com/2022/09/29/gua](https://euroweeklynews.com/2022/09/29/guardia-civil-reintroduces-180-kilos-of-eels-back-to-spain-s-ebro-river)  
[@euroweeklynews](https://euroweeklynews.com/2022/09/29/guardia-civil-reintroduces-180-kilos-of-eels-back-to-spain-s-ebro-river)



euroweeklynews.com  
Guardia Civil reintroduces 180 kilos of eels back to Spain's Ebro river





# The American Eel 'Rostrata' the new target

Jovenel Moïse, the president of Haiti, was assassinated by drugs and eel gangs on 7 July 2021 at his residence in Port-au-Prince.



**The Guardian**  
Newspaper of the year

Support us

News Opinion Sport Culture Lifestyle

Environment ► Climate crisis **Wildlife** Energy More

**Seascope: the state of our oceans**

This article is more than 2 months old

## Canada shuts baby eel fishery after string of attacks on harvesters

Officials announce 45-day ban on harvesting elvers in provinces of Nova Scotia and New Brunswick

Sustainable Eel Group



**The Guardian**  
Newspaper of the year

Support us

News Opinion Sport Culture Lifestyle

Environment ► Climate crisis **Wildlife** Energy More



**Seascape: the state of our oceans**

This article is more than 2 months old

## Canada shuts baby eel fishery after string of attacks on harvesters

Officials announce 45-day ban on harvesting elvers in provinces of Nova Scotia and New Brunswick

**F.Stein**  
@Steinbutt

eel poaching in 🇨🇦: “The arrest figure is an increase of 35 people (...). The new numbers also show that 13 more dip nets have been confiscated since last week’s report, along with 24 more fyke nets and an additional 116.5 kilograms of elvers.”



thestar.com  
Officers seize \$500,000 worth of baby eels outside Halifax amid fishery closure

**40 tons of Rostrata at 5,000 glass eels a kilo is 200 million about half the China demand**

**Unews**  
@Unewsht

La Douane de PaP a intercepté une cargaison de 29 caisses d'anguilles sortant de la Grande Anse à bord d'un avion. A son arrivée à l'aéroport de Toussaint Louverture la contrebande d'anguilles avait un autre petit avion qui l'attendait sur place pour le Panama. #Unewsht

Translate Tweet



4:48 PM · 09 Mar 23 · 1,335 Views





SEG BOARD

# Sustainability and Responsibility



Eel Reg 1100/2007

*“The SEG Standard does help combat illegal trade and does improve traceability and certification?”*



The SEG Standard

*SEG promoting Eel Recovery through ‘protection and sustainable use’*

# SEG, the Standard and Legitimacy

## EXISTENCE

Early stages of establishing the logic and thinking - often runs against the mode and existing authorities

## ACCEPTANCE


Many stakeholders accept & some support. Some institutions recognise the value and growing authority

## LEGITIMACY

Stakeholder active support including national & international governments & institutions

ISEAL





Slides for answering  
Questions.....

**Arrested and jailed likely  
invoking his 18 months  
suspended sentence  
10 May 2023**



**“27 people arrested during the operation on 10 May, 20 people taken into custody the following days, ten now prosecuted. Justice has put an end to the vast operation”**



about 534,000 square meters

## Eel farm Guangzhuang county, Fujian province

A State owned Chinese petrochemicals company has opened the world's largest indoor eel farm using recirculating aquaculture systems (RAS), that will produce up to **15,000 metric tons of fish annually**...29 August 2022

# #EelDeal2030

Hosted by MEP Annie Schreijer-Pierik

Wednesday 13.07.2022 – 10:30-12:00  
SPINELLI BUILDING – ROOM 5E3

- After 15 years to 'Recommit' to FULL implementation of the Eel Regulation – deliver 40% protection by 2030

