

Performance Impact  
slides taken from  
recent SEG reports  
and presentations  
**Updated September 2023**

Image taken from recent  
PECH Committee  
hearing 27th June 2023







**110 million SEG Certified eel  
for farming / restocking supply  
chains in both 2022 and 2023**



**Reinventing the sector**

**to retail**



# The SEG voluntary Standard with a fully Traceable Supply Chain is adopted

Influence building –  
the SEG Platform

First  
Certificates  
Spain 2022

88% of French  
Fishery Certified

**110 million for 2022 and 2023 eel farming  
and restocking**



**France Glass Eel  
Total Catch**

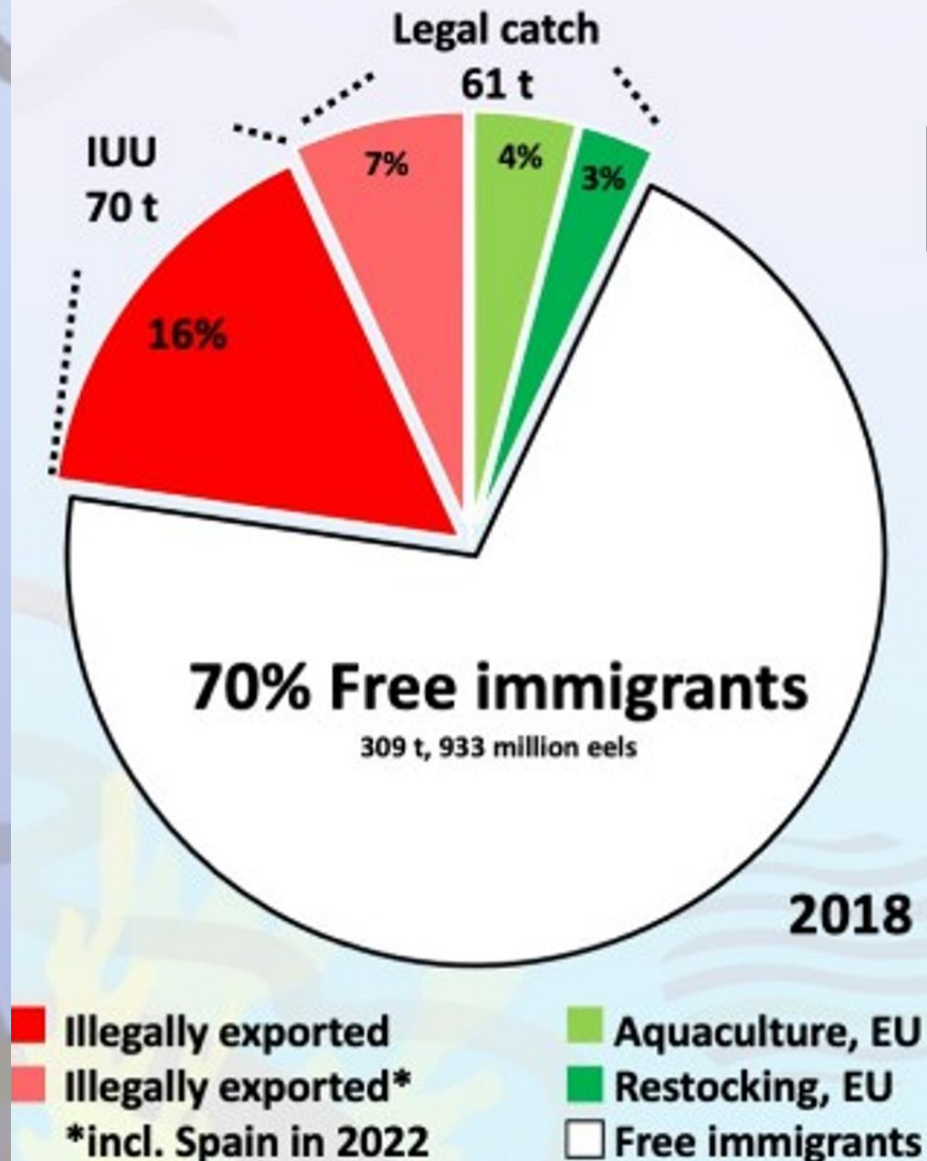
2022 55.6 Tons

2023 49.6 Tons

**Quota was down  
from 65 tons to  
58.75**

**The Reinvention is taking place - the sector takes on the  
“Stewardship Role”**

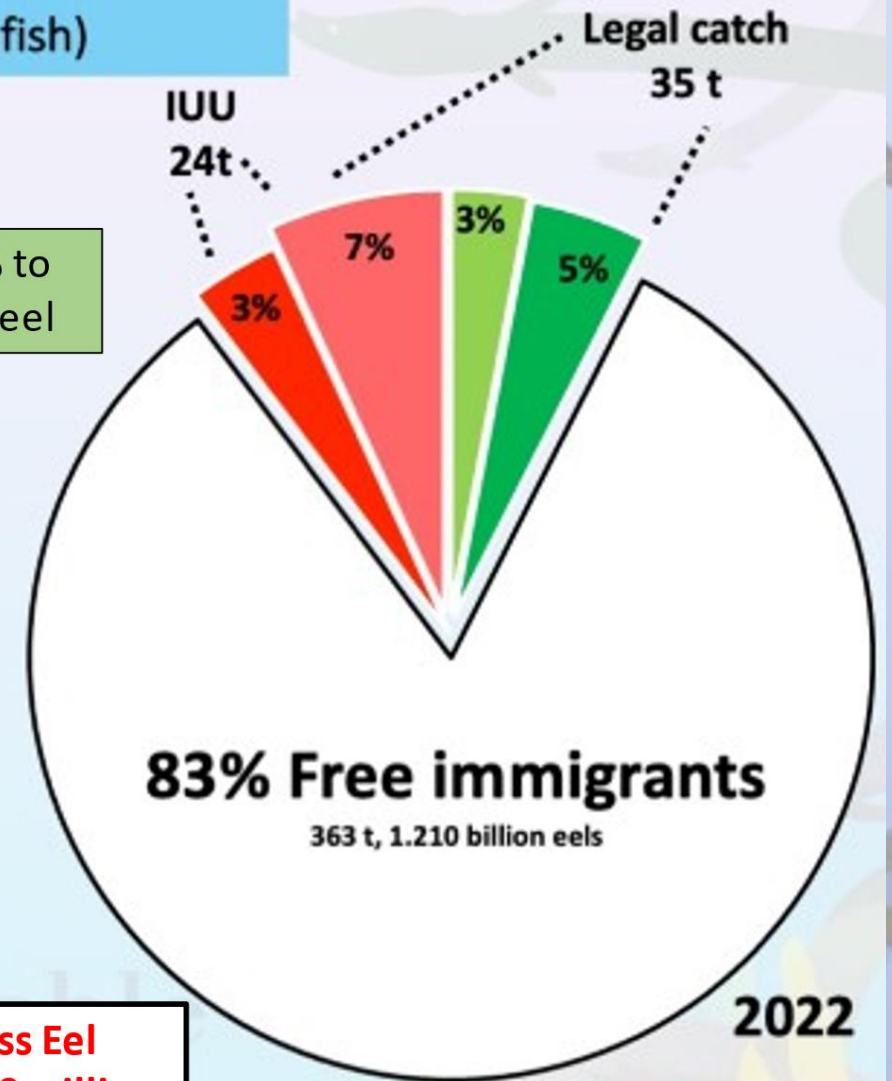
## Exploitation of total glass eel recruitment (440 tonnes per annum or 1.33 billion fish)



Eel Aquaculture now takes 3% to produce 6,000 tons of farmed eel

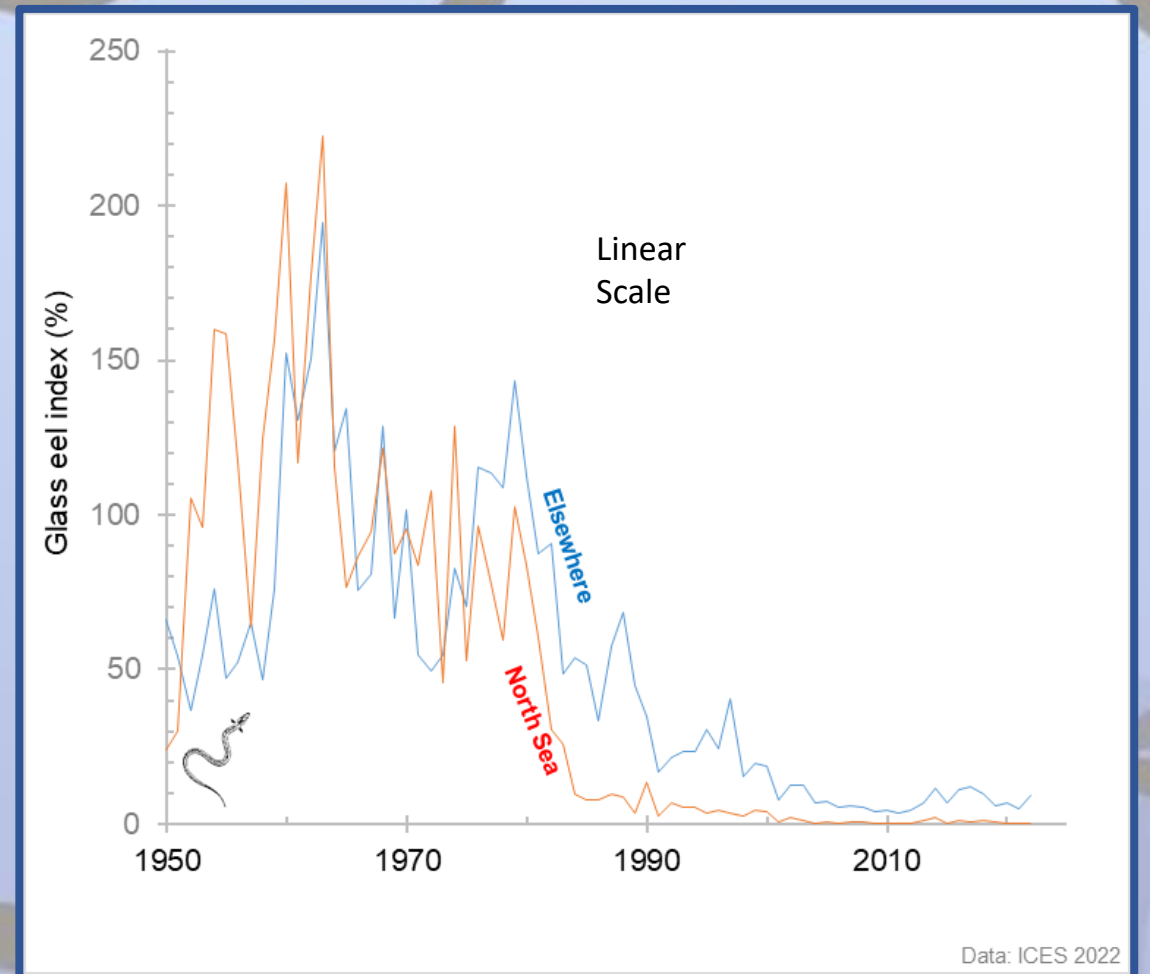
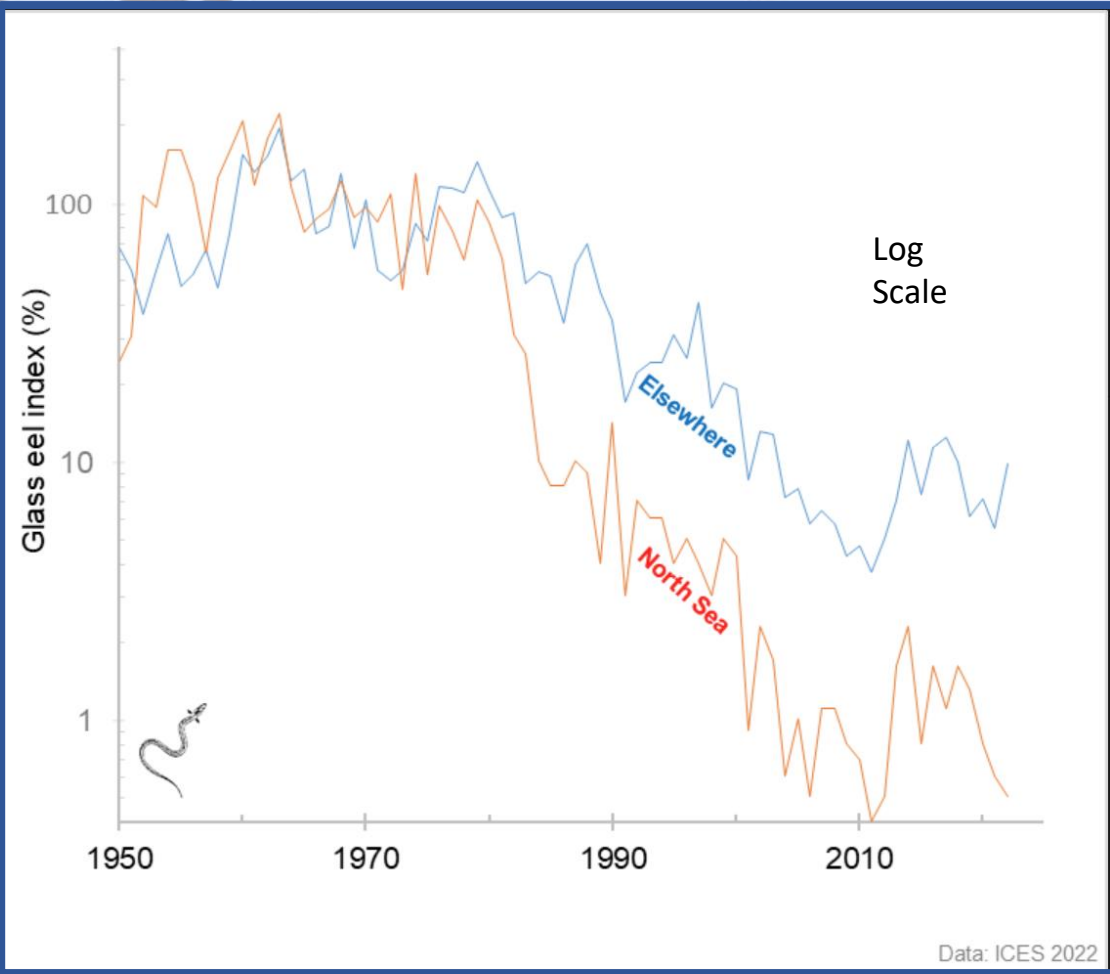
Reduction in mortality  
by fishery and the sector

Reducing the Glass Eel  
Fishery Impact by 300 million  
a year



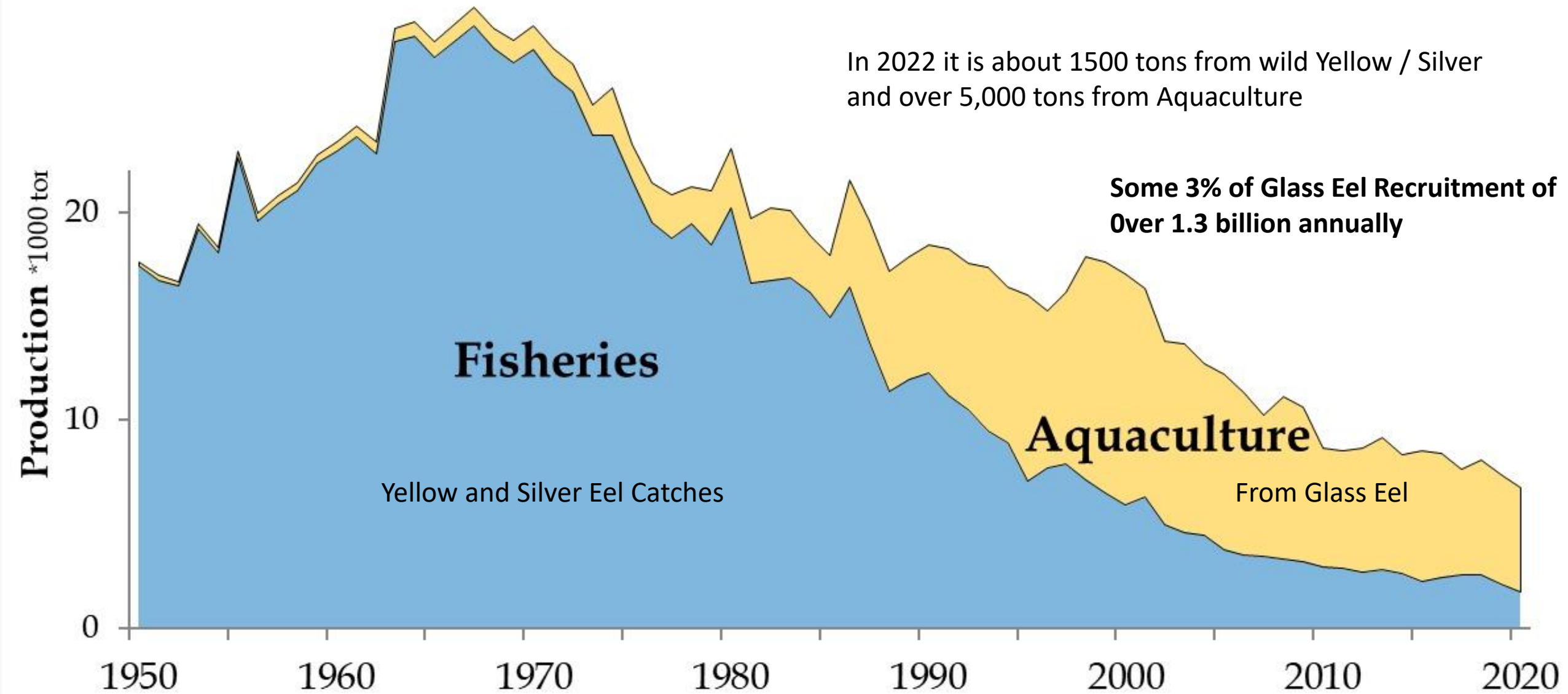


## ICES 2022 Glass Eel Timeseries Recruitment Index



Please note that 'Elsewhere' accounts for over 90% of the recruitment.  
Around 1.3 billion is an indicated arrival volume from earlier ICES studies

# The Changing and Declining Pattern of EU Eel Fisheries



# Working to SEG Standard / Supply Chain and effective counter trafficking save 100s of millions of glass eels annually



Better Eel Husbandry mortality was 40% of 150m quota **some 60 million** Glass Eels saved



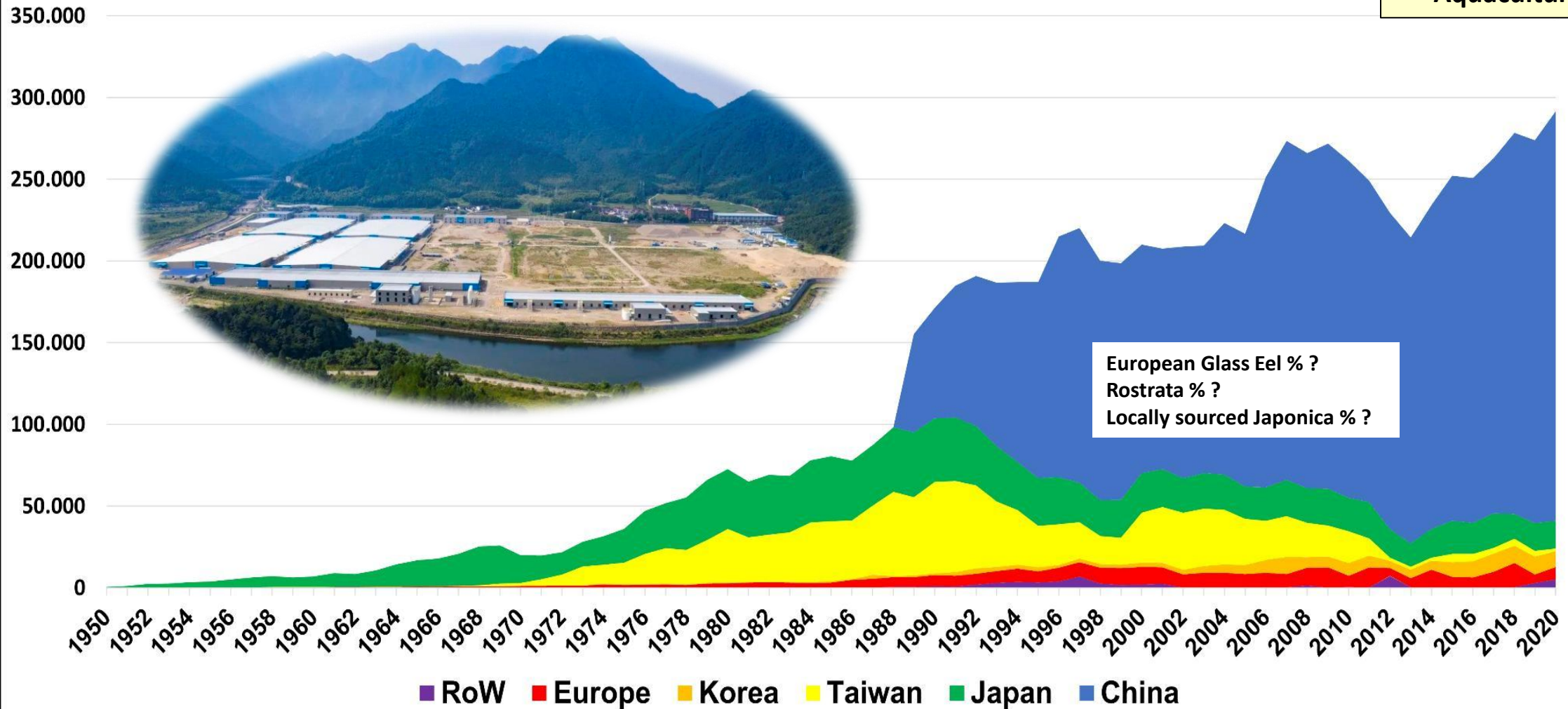
Reduced Trafficking from 300 million to some 50m or about 20% so about **250m saved**

**TOTAL ANNUAL SAVING**  
over **300**  
million Glass Eels



# Global eel aquaculture production in metric tonnes (period 1950-2020; FAO 2022)

“Europe is a small  
player in Global Eel  
Aquaculture”



This situation led to CITES Listing 2007 - 2010





**Up to 100,000 glass eel in each suitcase**

- **Fishermen gets 10 cents an eel**
- **Landed in Hong Kong 1Euro**
- **Grown on 10 Euro**

**364 Suitcases in one raid 2018**

**In 2018 300-350 million were trafficked**



# SEPRONA / EUROPOL

18<sup>th</sup> April 2018

MADRID

**"100 tons / 300 + million  
Glass Eels a year"**

IA CIVIL  
TERIOR



## Reported Seizures

**"Tens of millions a year"**

16 million	2016 - 17
17 million	2017 - 18
15 million	2018 - 19
10 million	2019 - 20
1.38 million	2020 - 21



## Reported Arrests

**"Averaging 100 arrests a year"**

48	2016 - 17
98	2017 - 18
154	2018 - 19
108	2019 - 20
52	2020 - 21



## Recent ASIA Press Reports

**Suggest 85% Reduction to  
some 50 million fish a year...**

<https://www.sustainableeelgroup.org/counter-trafficking-success-is-reflected-by-crash-in-european-glass-eel-supply-into-chinese-eel-aquaculture/>



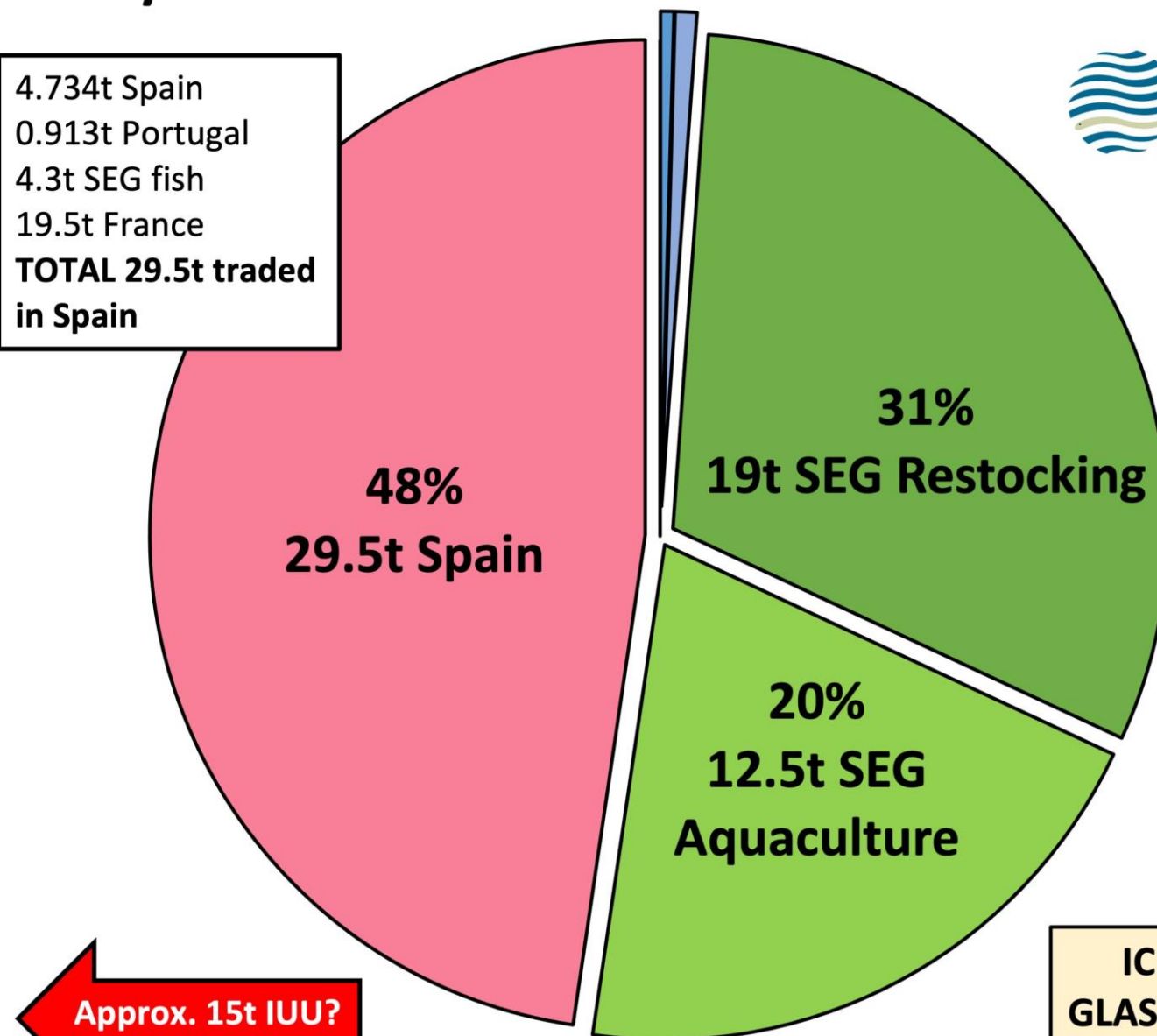
**2021/2022**

4.734t Spain  
0.913t Portugal  
4.3t SEG fish  
19.5t France  
**TOTAL 29.5t traded  
in Spain**

Non-SEG Restocking & Consumption <1t



Sustainable  
*Eel* Group



**Approx. 15t IUU?**

50 million

**ICES TOTAL  
GLASS EEL CATCH  
59.48t**

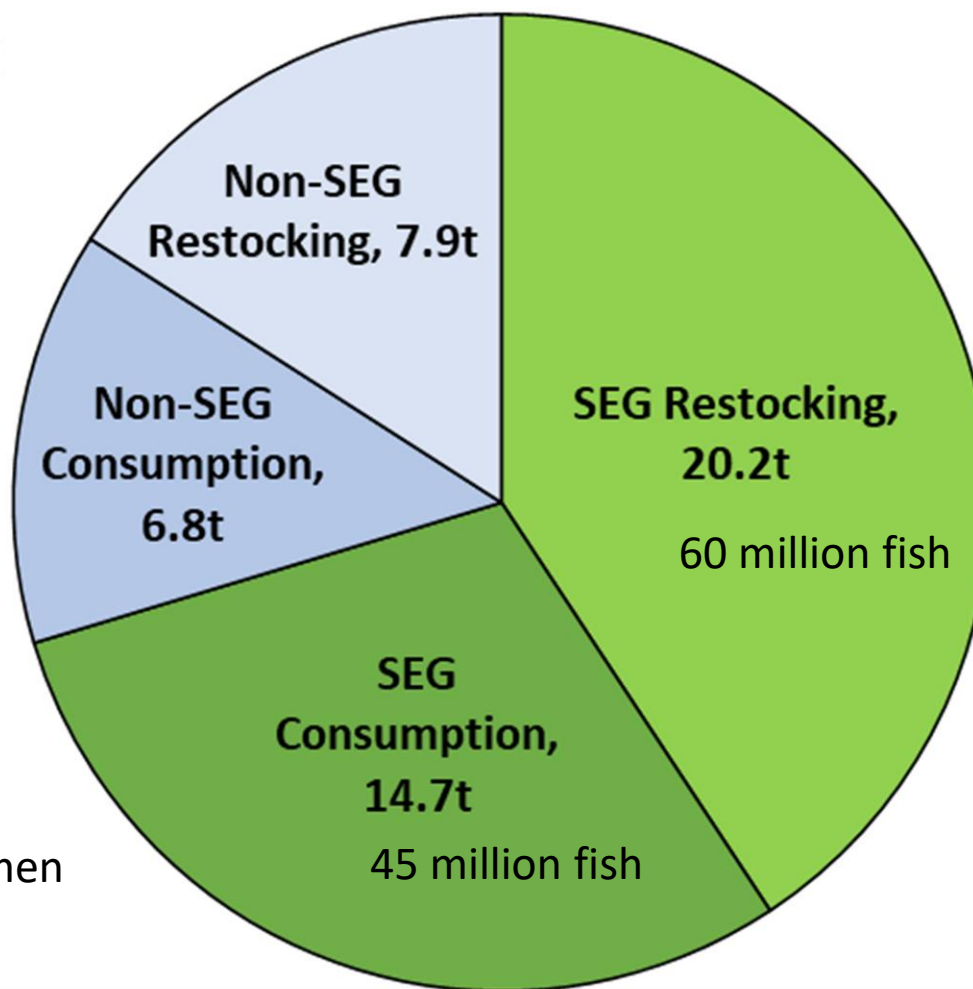


This 50 ton is enough to meet the current EU Eel Farms and Restocking requirements

## France 2022/2023

**TOTAL 49.6t**  
2021/22 Total 55.6t

**Much of the Trafficking was from this non SEG certified zone - likely closed. Seizures have likely reached new peak**

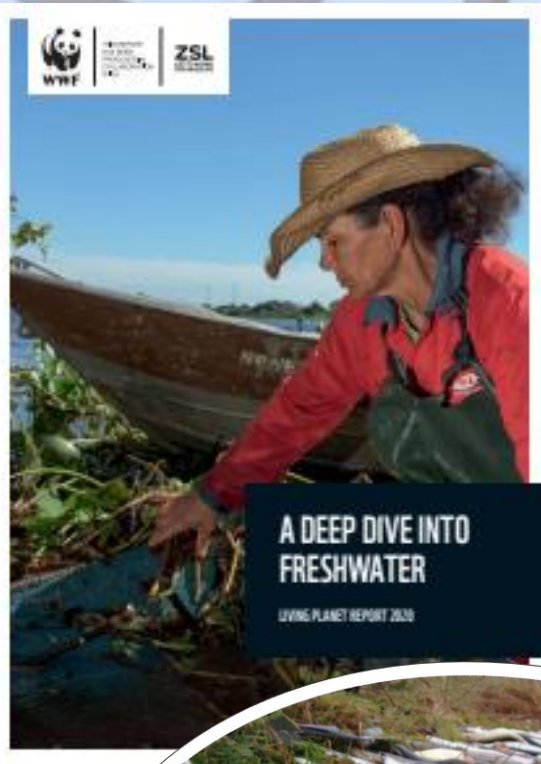


The SEG Voluntary Standard helps to identify and demonstrate those working **responsibly** within the supply chain so enabling enforcement agencies to concentrate their resources more effectively

88% of French Fishermen are now certified



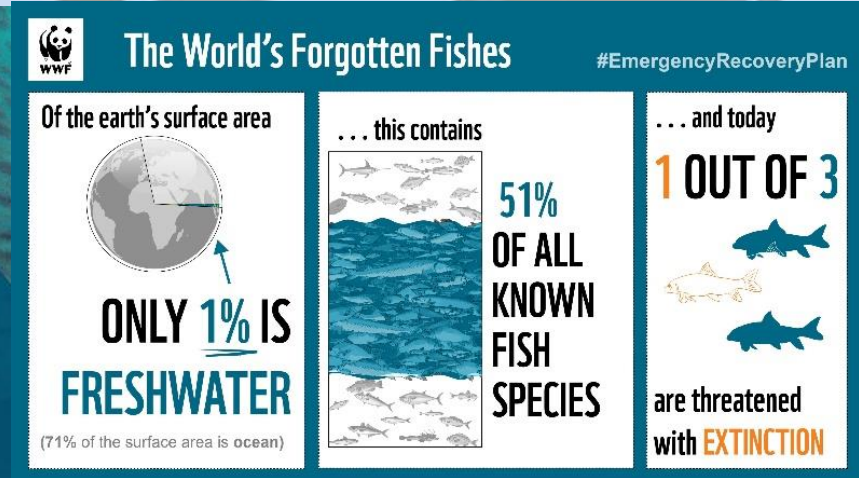
# WWF State of the Planet Report



“Migratory freshwater fish have declined by 93% since 1970 in Europe

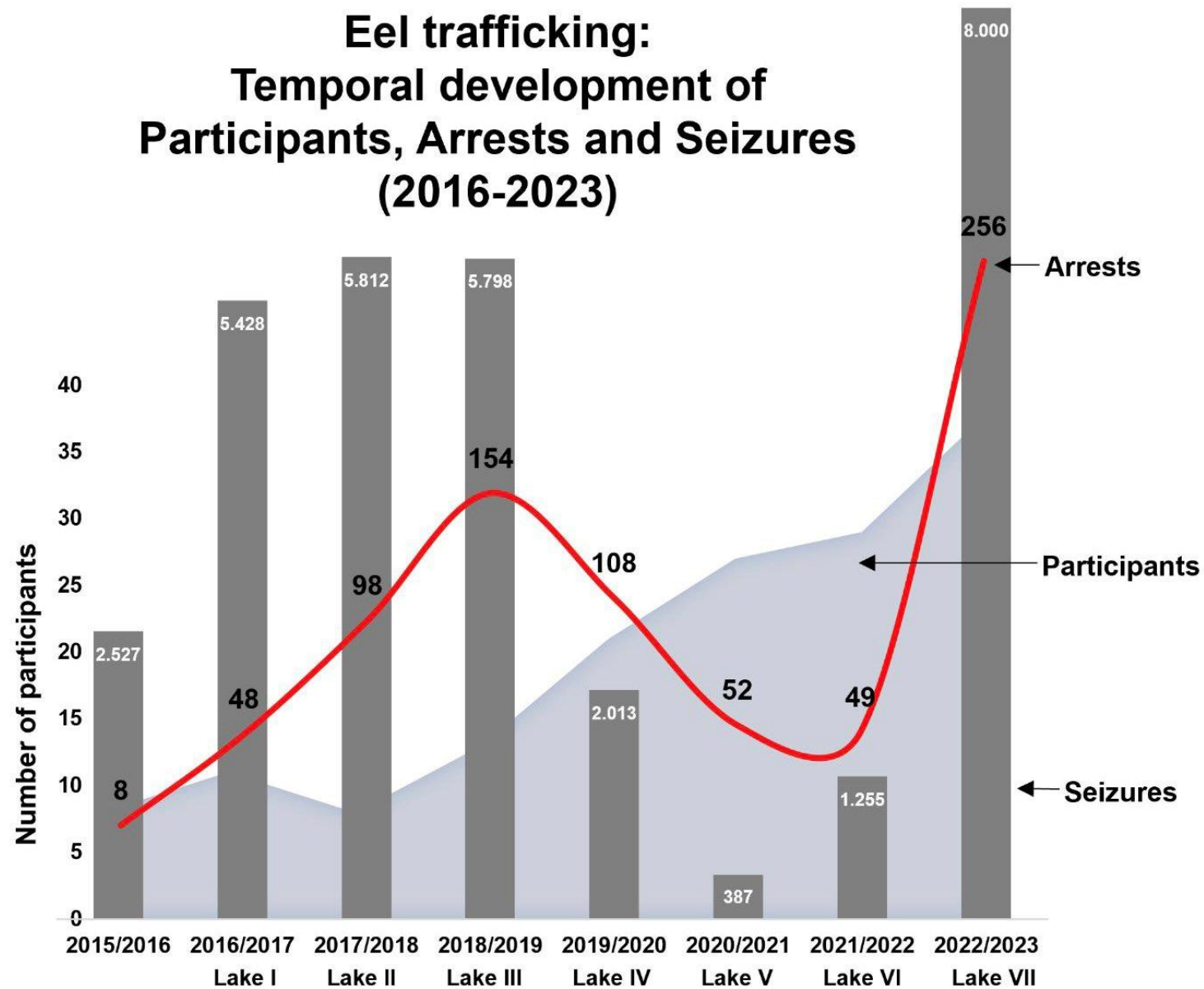
LIVING PLANET INDEX  
FOR MIGRATORY  
FRESHWATER FISH

93% Matches  
the EEL





## Eel trafficking: Temporal development of Participants, Arrests and Seizures (2016-2023)



Grey columns indicate the cumulated weight of seized glass eels, total amount is shown by white digits. The red line and associated digits represent the total number of arrests per trafficking season. The grey area indicates the total number of involved participants including EU member states and other countries, EU authorities and international enforcement agencies (Guardia Civil press release 2016; EUROPOL press releases 2017-2023. (compiled by Stein F, 2023, unpublished)






# Sustainability and Responsibility



***“The SEG Standard does help combat illegal trade and does improve traceability and certification?”***



***SEG promoting Eel Recovery through ‘protection and sustainable use’***