




Sustainable
Eel Group

The SEG Standard

A Code of Conduct for a Responsible Eel Sector



The SEG Standard

Versions Issued

Version No.	Date	Description of Amendment
1	November 2010	Initial version prior to pilots
2	January 2011	Amendments following several pilots
3	13 May 2011	Amendments to standard following further pilots
4	15 Nov 2012	Addition of Traceability section, amendment of standard
5	21 June 2013	Review of all components of the standard, new draft prepared for review.
5.1	17 October 2016	Update to account for changes to SEG website as.org instead of.com
5.2	25 November 2016	Removal of link to extant document
6.0	June 2018	Substantial revision over 12 months and extensive stakeholder consultation
6.0a	December 2019	Minor revisions following assessor feedback
6.1	July 2022	Minor revisions following CAB feedback

This Standard is the property of the Sustainable Eel Group.

Copyright:



Version 6.1

For further information please see:

www.sustainableeelgroup.org

Or contact us at:

standard@sustainableeelgroup.org

Registered address:

c/o Wetlands International - European Association
Mundo J, Rue de l'Industrie 10, 1000,
Bruxelles, Belgium.

1. Applicability & responsibility	<u>4</u>
2. The Sustainable Eel Group – our purpose	<u>4</u>
3. Purpose of the standard	<u>4</u>
4. Scope	<u>5</u>
5. Sustainability and the European Eel	<u>5</u>
6. Positive contribution	<u>12</u>
7. Other standards and ISEAL	<u>15</u>
8. Development process	<u>15</u>
9. Continuous improvement	<u>16</u>
10. How the standard works	<u>16</u>
10.1 Structure	
10.2 Components	
10.3 Methodology	
11. The Standard	<u>19</u>
• Component 1 – Core requirements	<u>19</u>
○ Commitment to legality	<u>19</u>
○ Trading in responsibly sourced eel	<u>20</u>
○ Traceability	<u>21</u>
○ Biosecurity & welfare	<u>24</u>
• Component 2 - Glass eel fishing	<u>26</u>
• Component 3 - Yellow and silver eel fishing	<u>33</u>
• Component 4 – Eel buying and trading	<u>35</u>
• Component 5 – Eel farming	<u>38</u>
• Component 6 - Restocking	<u>41</u>
• Component 7 – Processing, wholesale and retail supplies	<u>43</u>
• Component 8 - Contribution to healthy aquatic ecosystems	<u>43</u>
12. Assurance	<u>44</u>
13. Measures	<u>45</u>
14. Glossary	<u>46</u>

1. Applicability and responsibility

The Sustainable Eel Group (SEG) is responsible for the content and publication of the SEG standard. The latest version is published on our website at <http://www.sustainableeelgroup.org/seg-standard-2/>.

Users of the standard (clients and assessors) are responsible for ensuring they are using the latest version at the time of assessment.

2. The Sustainable Eel Group – our purpose

The Sustainable Eel Group (SEG) is the leading international collaboration of scientists, conservation groups, the commercial sector and advisors, dedicated to the recovery of the European eel. We are a not-for-profit, non-government organisation (NGO), with registered offices in the United Kingdom and Brussels with collaborators from across Europe and beyond. Our influence must be Europe-wide to help the European eel, which, unlike e.g. the Atlantic Salmon, is a single, mixed, genetically similar, panmictic stock.

Our Vision

Healthy wild eel populations distributed throughout their natural range fulfilling their role in the aquatic environment and supporting sustainable use for the benefit of communities, local economies and traditions.

Our Mission

To provide the respected leadership alliance that enables and promotes the joined-up conservation and management of the eel in the Member States of Europe and across the eel's range, linking all interests in an open and effective process to achieve SEG's Vision.

These are defined in more detail, with the strategies designed to achieve these, in our [Theory of Change](#).

Our work and this standard is designed to support the European Commission [Council Regulation \(EC\) No 1100/2007](#) (hereafter referred to as the 'EU Eel Regulation'). This is to support the overall objective, as described in Article 1, *'the protection and sustainable use of the stock of European eel'*.

3. The purpose of this standard

This standard has been developed as part of the solution for the sustainable recovery of the European eel. The objectives of this standard are defined in the [Terms of Reference](#) for its development. They are summarised as follows:

Objectives

- The principal objective of the standard is to help to meet the vision defined in the [Theory of Change](#), i.e.
to increase the contribution of eel fishers, ranchers, aquaculturalists, traders and consumers of eel products to the restoration of healthy eel populations, distributed throughout their natural range, fulfilling their role in the aquatic environment and supporting sustainable use for the benefit of communities, local economies and traditions.
- The standard is designed to ensure that implementation at the level of each individual certificate holder has a ***positive contribution to eel populations.***

The standard will support the collection and availability of the data necessary to monitor the efficacy of the standard in achieving these objectives.

The standard is also designed to:

- Enable operators to demonstrate high and responsible standards and their commitment to sustainability
- Drive high and responsible standards throughout the supply chain, from fishery to consumer
- Provide confidence to retailers and consumers who wish to buy responsibly
- Define and certify higher standards of practice than just following the law
- Support the EU Eel Regulation.

4. Scope

The standard applies to fishing, ranching and aquaculture of the European eel, *Anguilla anguilla* (L.) and to the trade and transportation of eels and eel products.

It includes provisions for the monitoring of the trade in eels and eel products from source to end consumer.

It includes provisions applicable to other organisations to be recognised in their support of the objective of healthy aquatic ecosystems.

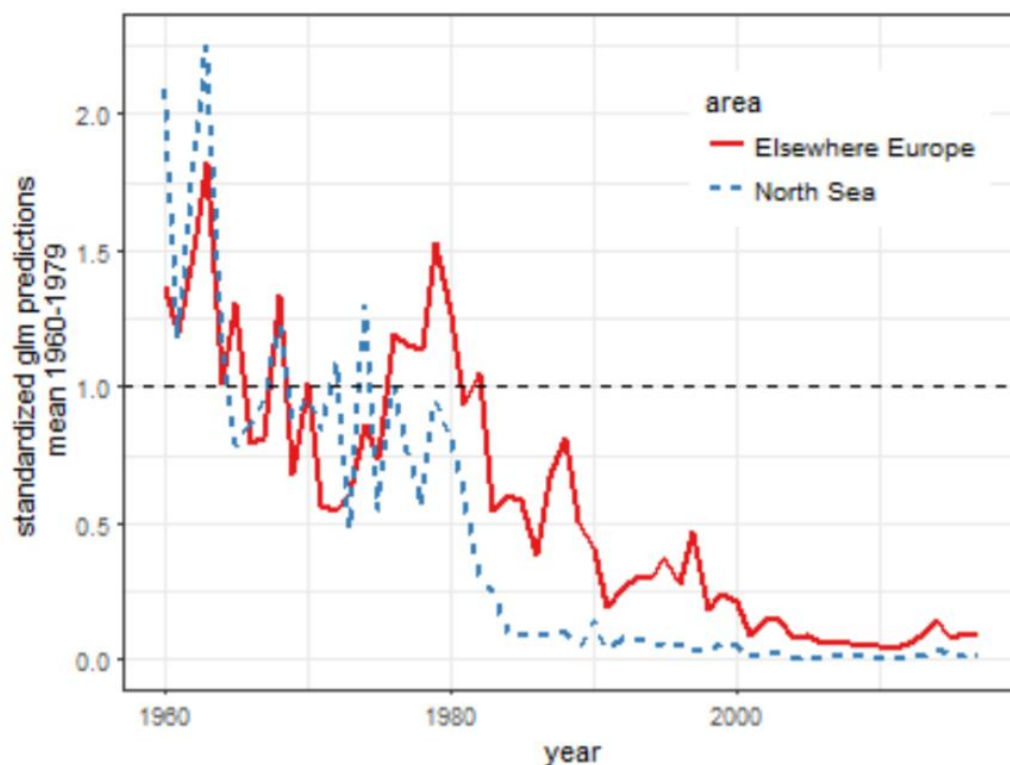
5. Sustainability, responsibility and the European eel

5.1 The Decline of the European eel

The eel population has been declining since the mid 1800s. The more recent decline is reflected in the graph below. Concern over the decline has led to:

- the development of the EC Eel Regulation 2007
- the species being classified as 'Critically Endangered' by the [IUCN](#) in 2008
- the banning of exports of eel outside of the EU under the CITES Convention in 2009
- the creation of the Sustainable Eel Group in 2010.

WGEEL recruitment index: geometric mean of estimated (GLM) glass eel recruitment for the continental North Sea and Elsewhere Europe series updated to 2017. Source: [ICES 2017](#)



The number of glass eels arriving in continental waters declined dramatically in the early 1980s and has been very low in all years after 2000. The reasons for this decline are uncertain but include overexploitation, pollution, non-native parasites, diseases, migratory barriers and other habitat loss, mortality during passage through turbines or pumps, and/or oceanic-factors affecting survival and/or migrations. These factors will affect local production differently throughout the eel's range. In the planning and execution of measures for the protection and sustainable use of European eel, management must therefore take into account the diversity of regional conditions ([ICES 2017](#)).

To reverse the decline and achieve recovery, ICES advice is to reduce all anthropogenic impacts to as close to zero as possible. The 2007 EU Eel Regulation required that all EU member states produce and implement Eel Management Plans (EMPs) to reduce those impacts, with the objective to '*reduce anthropogenic mortalities so as to permit with high probability the escapement to the sea of at least 40% of the silver eel biomass relative to the best estimate of escapement that would have existed if no anthropogenic influences had impacted the stock*'. Some EMPs have focussed on reducing the impacts of industry and habitat degradation, some have focussed on reducing fishing, some have focussed on restocking and some have sought a balance of the three.

SEG agrees that anthropogenic impacts must be reduced as much as possible to help eel stocks recover more quickly. We wish to see that happen in a balanced way such that impacts of habitat destruction, entrainment, barriers to migration and fishing are considered according to their relative impact.

Whilst the EU Eel Regulation and many EMPs permit the continuation of eel fishing (albeit reduced), this standard is designed to require the most responsible standards across the eel fishing and supply sector such that, where fishing and trade are permitted, standards are raised and the impacts are minimised. In

fact, we believe that, done responsibly, the sector can make a **positive contribution** to eel populations. This standard is designed to do that.

We have also started to include components targeted at e.g. energy and water companies and other corporations that affect the eel's environment, to complement or recognise where they have made improvements for the eel.

5.2 Discussion of terms and targets

Sustainability

We recognise that the term 'sustainable' cannot be truly applied to the European eel population until, over several generations and decades, the recruitment of glass eels and escapement of silver eels are at levels that are considered to be biologically safe. We believe this recovery will not be achieved without major interventions - short and longer term measures - including regulation of fisheries, restocking, trap and transport, screening of intakes, habitat improvement and the unblocking of migratory pathways, both upstream and downstream.

The term 'sustainable' is open to interpretation and misuse, so here we will discuss two accepted definitions of the term.

Sustainable development

The [Brundtland Convention](#) defined sustainable development as 'development that meets the needs of the present without compromising the ability of future generations to meet their own needs'.

It is commonly represented by the diagram below, indicating that sustainability is reached when there is a balance between environmental, economic and social needs and pressures.



Adapted from the [Brundtland Commission Report, 1987](#).

If we consider this in terms of ‘sustainable development of a European eel sector’, the following are activities or issues that we can consider in each of the categories:

Social	Environment	Economic
<ul style="list-style-type: none"> • Traditional forms of fishing – eg. hand-nets for glass eels, wicker baskets for yellow eels • Traditional forms of eating eel – eg. glass eels at Christmas in Spain; Smoked eel in the North of Europe; Jellied eel in London 	<ul style="list-style-type: none"> • Eel populations • Eel habitat • Aquatic ecosystems • Birdlife • Other wildlife, e.g. Otters • Water quality & pollution 	<ul style="list-style-type: none"> • Fishing • Aquaculture • Retail sales • Hydropower • Energy production • Drinking water • Flood management • Navigation

Given the poor status of the eel and its habitat, we can consider that the environmental aspects of the above diagram are diminished and under pressure, and that to restore the balance, a reduction in other pressures should be applied. The decline in catches and reduction in fishing has had an impact on the economics of the commercial eel sector.

Whilst official figures are difficult to source, we estimate that the current economic value of the whole eel sector is €550M pa and employs in the order of 10,000 people across Europe. This covers from eel fishing to farming, restocking and consumption, plus research, administration, conservation projects and mitigation measures. Due to the decline in eel populations, the value of the sector is approximately 50% of what it was 15 years ago.

Sustainable fisheries

The term sustainable, in fisheries science and management, has another but specific meaning, which we must also consider here as we are dealing with a fish species that is subject to fishing.

In fisheries, as in other natural capital, the **maximum sustainable yield** (MSY) is the largest long-term average catch or yield that can be taken from a stock under prevailing ecological and environmental conditions (Source: [OECD](#)). This enables fisheries scientists to identify a **total allowable catch** (TAC) and from that to set **catch quotas**.

For the case of the eel, however, the concept of MSY is less applicable. First, MSY is conventionally interpreted as the maximum harvestable yield in biomass, but it can also mean the maximum financial yield. For eel, harvesting all glass eel currently would generate maximum financial yield, and harvesting all glass eel for indoor culture would generate maximum biomass yield – neither of which would lead to sustainable management. Secondly, the MSY-framework sets no limits to non-fisheries impacts such as hydropower, barriers to migration and habitat loss.

With a species in decline, such as the eel, a sustainable yield for the total stock cannot be set until the species is in recovery and regarded as biologically safe. Good information on stock dynamics is needed to be able to identify this. However, with a stock so widespread, varied and poorly understood and measured as the eel, it is currently very challenging to set.

Some countries, e.g. France, have set catch quotas as part of their Eel Management Plans.

So, this version of ‘sustainable’ for the eel is currently a long way off. And, if a measure of this is the Eel Regulation target of 40% silver eel escapement of pre-anthropogenic impacts, it is further away still. Very few catchments in Europe currently meet this 40% target ([ICES 2017](#)).

Sustainable use

One of the principal objectives of the EU Eel Regulation is for ‘*protection and sustainable use of the eel stock*’. *Sustainable use* is not defined but, given that the regulation aims to achieve both recovery and sustainable use, we interpret this as ‘*use of the eel stock at a level which also enables its recovery*’.

5.3 The journey towards sustainability

If sustainability for the eel is in the future, then we consider that we are currently on a gradual and step-wise journey towards sustainability and recovery which may take several decades. So, this standard describes ‘good practice’ and ‘responsibility’. It doesn’t claim to describe the criteria at which it is considered ‘sustainable’, but, as ‘responsible’ - a step on the journey towards sustainability.



This standard is therefore positioned to be a code of conduct for a responsible eel sector, to help reverse the decline of the eel, on the journey towards sustainability and full recovery. In this phase, it is important to apply an exploitation level that allows the stock to recover.

So, this standard will be designed around the target of ‘responsible’ or best practice methods, aiming to move the sector on the journey to sustainability. It uses ICES Working Group on Eel (WGEEL) parameters to guide targets for recovery and responsible use. The parameters B0, Bbest, Bcurrent and % survival from WGEEL are applied as the foundations of those targets. Note that these parameters are currently under development by ICES WGEEL. As they are not yet matured or fully developed we will apply them as best available science and start testing their application.

The standard also defines other tests and measures for whether those involved are making a ‘positive contribution’ for the eel.

We will follow the best available scientific information and advice available to us and will amend the standard as better information becomes available.

5.4 Targets

Member States are required to report the status of their eel stocks in each EMP in terms of best available estimates of stock indicators as follows:

- **B0:** The amount of silver eel biomass that would have existed if no anthropogenic influences had impacted the stock.
- **Bcurrent:** The amount of silver eel biomass that currently escapes to the sea to spawn.
- **Bbest:** The amount of silver eel biomass that would have existed if no anthropogenic influences had impacted the stock, based on recent levels of recruitment, including restocking practices, hence only natural mortality operating on the stock

(Source: [ICES 2017](#))

Our long term vision for the size of the stock ('Recovery') is the equivalent of that where all catchments are meeting the EU Regulation of 40% of pre-anthropogenic levels (B0).

Our medium-term vision for the size of the stock is the equivalent of that where all catchments are meeting Bbest.

As it is so difficult to measure, and monitoring methods are sporadic and inconsistent, the size of the current stock is not well understood. For the first time, [Bornarel et al](#) (2017), developed a Bayesian model, the Glass Eel Recruitment Estimation Model (GEREM), to model the annual absolute recruitment. According to the model, the European eel recruitment was 10,825 tonnes in 1960 – 1979 and 440 tonnes in 2015 (3.5% of the 1960s and 1970s figure).

40% of B0 is the EU Regulation target - 40% escapement target of pre-anthropogenic levels. This target is very difficult to achieve in catchments and river basins that have been so degraded through the loss of wetlands, barriers to migration and entrainment at water intakes. In 2015, only 53% of European Rivers achieved the Water Framework Directive target of Good Ecological Status ([reference](#)). The [State of Nature report](#) produced by the European Environment Agency in 2015 shows that only 13% of habitats associated with wetland ecosystems showed a Favourable Conservation Status under EU Habitats Directive.

River catchments that do achieve the 40% of B0 target, are considered to be achieving the long term 'sustainable' target.

In steps towards that long term target, we adopt the following interim targets in this standard:

1. Until habitats are improved back to their 'pristine state' and 40% of B0 then becomes a realistic target, we consider that achieving a high proportion (70%+) of Bbest is a more suitable interim target, that reflects a responsible level of fishing and stewardship.

Achieving this would be meeting this standard's 'Responsible' level.

- River catchments that are achieving a slower, but acceptable rate of recovery, 40 – 69.9% of B_{best} , **will be considered to be meeting this standard's 'Aspiring' level** (note that the lower limit of 40% is set as this is the level at which there is 'no deterioration of the stock' (W. Dekker, pers. comm.).

The diagram below is a schematic overview of different control levels, focused on the EU Regulation 40% of B_0 level of control. It helps to indicate that lower levels of control (eg. 70% B_{best}), can assist recovery, albeit at lower rates.

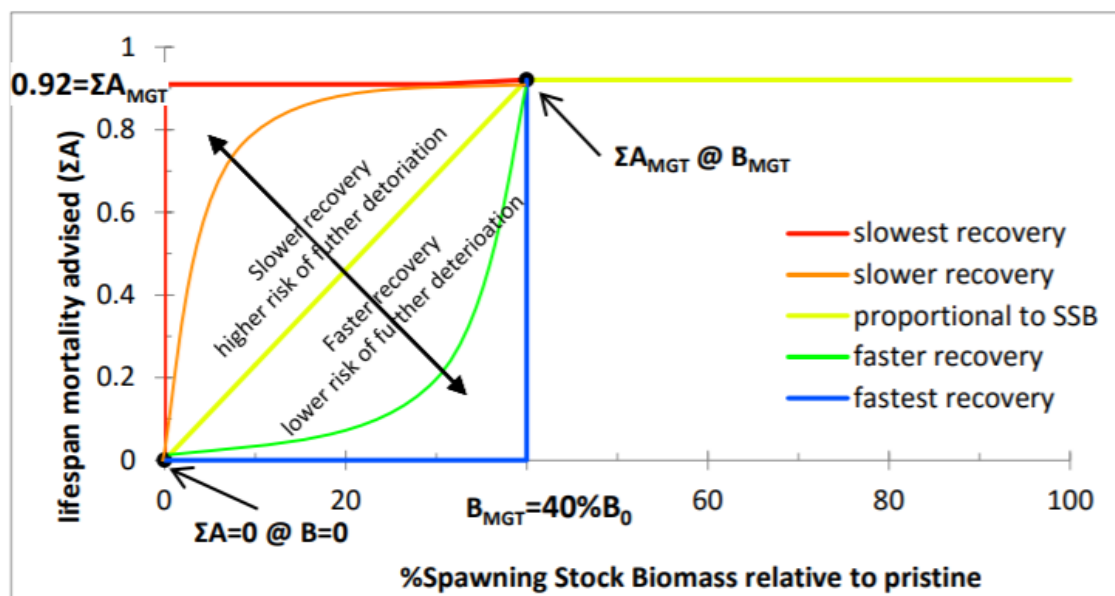


Figure 3.3. Schematic overview of different control rules. B_{MGT} is the escapement biomass management target fixed at 40% of the escapement to the sea of the silver eel biomass relative to the best estimate of escapement in pristine conditions. ΣA_{MGT} is the corresponding lifespan mortality rate. Below B_{MGT} different control rules are possible that lead to more or less fast recovery speed with more or less risk of further deterioration.

From [ICES 2016](#).

These statistics are not always available for individual fisheries, especially for smaller catchments. Whilst they describe the 'outcome' or 'performance' of the eel stock, they are complemented by other tests or measures that enable the eel stock to recover. For example, progress with the implementation of Eel Management Plans.

~~In this standard, we also start to address the impact that industry has on the water environment, eel habitat and eel migration. Indicators are presented such that corporations can demonstrate and be recognised for responsible activities designed to assist the recovery of the eel.~~

5.5 What the standard means

The basic meaning of activities that pass this standard is:

'Responsibly sourced'

It means that those involved with the supply of eel have complied with the Code of Conduct for a Responsible Eel Sector.

Further, it refers to ‘Eel that is traceable as caught from a responsible fishery, is well managed and has been caught, handled and traded using the current best and most responsible practices, by organisations that are working towards sustainability’.

5.6 Achieving ‘responsibility’

Organisations seeking certification will have their operations assessed. Those that meet the criteria for Responsibility will be designated ‘Responsible’, as making a positive contribution to eel stocks, and meeting the standard.

Those that don’t meet the full criteria, but have met minimum criteria, will be designated as ‘Aspiring’. They will be invited to implement an improvement plan to achieve Responsibility at their next assessment. They will be recorded on the SEG Certification register as ‘Aspiring’ to make their designation clear.

6. Positive Contribution

We believe that a well regulated commercial eel sector, operating to the highest standards, can make a positive contribution to eel stocks, i.e. the eel population will improve and recover more quickly, by working to this standard than if there was no eel sector at all. A dynamic, high performing eel sector can therefore make a positive contribution to the eel and the environment, as well as making social and economic contributions.

Note that IUCN states that ‘*Well regulated trade can contribute positively to the conservation of some threatened species, and may be essential for human livelihoods*’.

6.1 Definitions

A key objective for the standard is to ensure that implementation at the level of each individual certificate holder has a **positive contribution to the eel population**. Here we define and describe what this means.

We apply two definitions of positive contribution, one of which has a higher threshold than the other, permitting scope for separation of scoring in applying the standard, and also providing a mechanism for continuous improvement.

Definition 1: Associated with a ‘Responsible’ Level of compliance

SEG standard compliant activities, e.g. fishing, make a positive contribution to the eel population compared to if there was no eel sector – e.g. to there being no fishing or trade in eel.

In this example, we consider that certified practices result in or contribute to an increase in eel populations than if there was no commercial activity for eel at all; i.e. that the certified operator actually contributes to a positive contribution to the eel stock. As the contribution might be outside of the immediate catchment, the geographical limit to this is the eel’s continental range.

This concept may seem counter-intuitive, particularly to those who aren't fully aware of the intricacies of the eel sector. The reasoning behind this is described below*.

Certified suppliers will have to demonstrate, through assessment by an independent, 3rd party assessor, how they play their part in providing this positive contribution in the supply chain. The standard is designed to help them show how they do that.

Definition 2. Associated with an 'Aspiring' level of compliance

SEG standard-compliant activities, e.g. fishing, make a positive contribution to the eel population compared to non standard-compliant activities, but fall slightly short of meeting the criteria for Responsible.

In this example, we apply tests to determine whether certified practices are more beneficial to eel populations than legal but non-certified practices.

*** Reasoning behind how the commercial eel sector can demonstrate a positive contribution to European eel stocks.**

We use the following reasoning to inform our definitions of 'positive contribution'. These are based on best available science or information and references are provided where possible.

- Eel recruitment is from 'glass eels' reaching estuaries and rivers in Europe, having drifted across the Atlantic from the Sargasso Sea on the Gulf Stream.
- Concentrations of glass eels on western coasts – e.g. Portugal, Spain, France and UK are greater than on eastern coasts. West coasts are closer to the Gulf Stream and the Sargasso Sea.
- In some west coast estuaries, the geography is such that more glass eels are concentrated than are needed to populate the catchment. For example, in the Parrett in the UK, the glass eel run is estimated to have been 1 – 5 tonnes (3 million – 15 million glass eels) per year over the past 15 years. UK Environment Agency fisheries scientists have calculated the amount required to populate the Parrett catchment and meet the escapement target (to include accounting for natural mortality) to be 278 kg (834,000 glass eels). Those fish in excess of that 278 kg are most likely to die through density-dependent mortality and predation (though they do contribute to the ecosystem). Annual catches in the licensed fishery have averaged 0.5 - 2 tonnes per year (1.5M – 6M fish) over the same period. The fishery effectively takes some of the 'surplus' (**) eels, and the sustainable catch is calculated as 2.5 tonnes per year (Reference: England Environment Agency, personal communication, August 2017). Fishermen have sometimes recently provided juveniles for stocking locally – over barriers and into under-populated wetlands. This provides a positive contribution too.
- In some other west coast estuaries, there are barriers to migration such as hydropower, water supply and flood management dams. An example is the Arzal in Brittany, (France) where, in 1970, a dam was built 10km upstream of the tidal limit and blocking, almost entirely, access for eels and migratory fish to the catchment ([Elie & Rigaud, 1987](#)). The great majority of glass eels then had nowhere to go in the catchment and concentrated below the dam, increasing their vulnerability to predation. The fishery is mainly located just below the dam where the glass-eels are concentrated. In 1995, a first fish pass was built but was not very effective. In 2007, a second pass was built and seemed to improve migration

([Briand et Sauvaget 2009](#)). Despite these, upstream migration is still impeded. So, many glass eels are caught (an average of 12 tonnes per year during the period 1995-2009), but with a decreasing trend (see table 1 - in [Briand and Sauvaget 2009](#)) and put to better use, eg. restocking, elsewhere. Whilst we would prefer to see such migration pathways opened up to make better use of the Arzal catchment, until there is investment at such locations, this is use of the stock that provides a positive contribution in the mean-time. This should be regarded as an 'emergency measure', pending the opening of migration pathways. We would also wish to see stocking into the Arzal system and help migration back out to sea as part of those measures.

- Fishing for these surplus glass eels and making good use of them in the supply chain in the sector is the basic premise for the commercial eel sector being able to provide a positive contribution to eel populations.
- The majority (at least 60%) of glass eels caught should go for restocking under the terms of the EU Eel Regulation (although the EU can make temporary changes to the % in response to a significant decline of average market prices for eels used for restocking). The remainder goes for human consumption. Of these, the majority go into aquaculture where high survival rates (80% - as opposed to 5 – 30% in the wild ([ICES 2017](#)) and high growth rates produce high quality food for human consumption and livelihoods for associated businesses and economies.
- Overall, the use of surplus glass eels provides a positive contribution to recruitment and population locally and across Europe, whilst also providing a market for high quality and high value food for humans.
- In addition, organisations are encouraged to make direct or indirect financial contributions to [Eel Stewardship Funds](#) (ESFs) to progress projects that improve habitats and migration pathways for eels.

** 'Surplus' is defined as those in excess of the number required to fully populate the catchment and would be expected to achieve 40% of B0.

6.2 Stocking

A discussion about positive contribution and the EU Eel Regulation wouldn't be a complete without a discussion of stocking as an eel management / recovery measure.

Some countries have adopted stocking in their eel management plans. For example, Sweden, which has low glass eel recruitment regards it as essential to help meet their silver eel spawning escapement ([Brämick et al, 2015](#)). Some, e.g. Ireland, have favoured closing fisheries to reduce that anthropogenic effect whilst others – e.g. England & Wales, which have good recruitment, especially on the west coast, have favoured focusing on reducing barriers to migration.

Stocking of juvenile eels from areas of abundance to those with low recruitment has been happening since at least the early 1900s, when translocating glass eels from the Severn in the UK to Germany and Sweden are first recorded, whilst stocking into Dutch waters has happened for centuries ([Pawson 2012](#)). There have been numerous studies to review the effectiveness of stocking, with as many concluding that stocking is effective, as those challenging that view.

A review of studies in [2012 by Mike Pawson](#) concluded that there was no clear answer on whether, overall, stocking led to a greater number of spawners and subsequent recruits. He provided some conclusions, areas of discussion and recommendations for further research.

A summary conclusion by Pawson was:

We do not yet know whether there is any net benefit of translocation and restocking to the European eel population. This does not, however, mean that there are no benefits to be gained from stocking. As long as glass eels in some estuaries that continue to receive substantial recruitment are prevented from ascending local rivers because of permanent barrages, catching and translocating them with minimal mortality to productive habitats, from which they can escape back to the sea, must be a beneficial option.

But also, a conclusion by [Willem Dekker in 2016](#) was:

As successful as restocking might have been locally, it has not markedly changed the overall trends and distribution patterns or halted the general decline of the stock and fisheries.

Whilst stocking is an accepted measure in the EU Eel Regulation, and this standard seeks to support the regulation, it is assumed to be an acceptable technique. The standard sets criteria for doing it responsibly, and according to best practice.

We will continue to review the evidence on the effectiveness of restocking and practices to ensure that Eel Management Plans and this standard are consistent with the latest science.

7. Other standards and ISEAL

In developing this standard, we have referred to other respected fisheries standards operated by the [Marine Stewardship Council](#) (MSC), and the [Aquaculture Stewardship Council](#) (ASC) and adopted good practice from them. Where appropriate we aim to be compatible with existing standards rather than develop new ones, to reduce the burden on those seeking certification. For example, if a business meets the MSC's Chain of Custody criteria, this will meet many of the SEG standard's Traceability requirements.

In 2010 the Sustainable Eel Group approached the MSC to apply their standard to eel fisheries. It was concluded that the MSC standard could not be applied for a number of reasons – mostly because of the size, diversity and extensive range of the stock and the fisheries, the extensive impact of human impacts across the range and because there are limited controls on impacts on the eel in its range outside of the EU. MSC certified fisheries are more finite, easier to define, assess and understand their stock dynamics. The European eel is one panmictic stock, extending from the western Atlantic Ocean to the Mediterranean, Barents and Baltic Seas, and the estuaries, rivers and lakes of Europe, Scandinavia and North Africa. There are many fisheries catching at all life stages between glass eels and silver eels. In summary, it was too complex for MSC to apply it. So, SEG developed its first eel standard in 2010, but basing it wherever possible on MSC principles and experience. For example, the Traceability component is heavily based on the MSC Chain of Custody requirements.

The Sustainable Eel Group is a Community Member of the [ISEAL Alliance](#) and we are continuing the journey towards Code Compliance to give greater independent assessment and credibility of our aims, objectives and this standard.

8. Standard development process

The development and review of the standard is governed by the procedure published on our website at: <http://www.sustainableeelgroup.org/standard-development/>.

9. Continuous improvement

The standard itself is open to continuous improvement. This is the 7th substantive version of the standard since it was first introduced in November 2010. It has been improved each time to take account of latest best practice, available scientific knowledge, changes in legislation and comments from stakeholders. Otherwise, the standard will be reviewed at a minimum of every five years.

In addition, the standard is designed to require those certified to a lower level to demonstrate improvement in their practices between successive assessments. This is described in more detail in 10.3.

Together, these aim to continuously raise the standards applied in the eel sector to increase protection and benefit to the eel.

10. How the standard works

10.1 Structure

The standard is structured as follows:

Heading	Description
Component	The broad topics of the standard; the different parts of the eel sector
Issues	The challenges in each component that the standard aims to improve or address
Notes	Guidance, explanation, clarification or definitions on how to interpret and use the indicators
Benefits	The positive contribution or benefit that this part of the standard is designed to make
Rationale	The reasoning behind the impact /benefit – how that benefit will work
Criteria	The tests against which the organisation will be assessed
Indicators	These are measures that complement the criteria to help indicate if, and to what level, the criteria are being met
Targets & Measures	These are performance or ‘impact’ measures for each component – to help monitor the effect of the standard in its positive contribution

10.2 Components

The eel sector is composed of many parts, starting with fishing, through transport, holding, and farming to restocking or processing, wholesale and retail supply to the consumer. This standard is designed for each part of the supply chain to show that it is achieving best practice, is acting responsibly and playing its part in a positive contribution for the eel.

The standard is divided into the following components:

Component 1:	Core requirements: <ul style="list-style-type: none">○ Commitment to legality○ Trading in responsibly sourced eel○ Traceability○ Biosecurity & welfare
Component 2:	Glass eel fishing
Component 3:	Yellow and silver eel fishing
Component 4:	Eel buying and trading
Component 5:	Eel farming
Component 6:	Restocking
Component 7:	Processing, wholesale and retail supplies
Component 8:	Contribution to healthy aquatic ecosystems

Component 1, 'Core Requirements', must firstly be met by any organisation that wishes to be assessed against any of the other components. This has no exceptions and is mandatory.

After meeting Component 1 an organisation must then achieve the criteria under all the other components which apply to them. For example, a company that both buys and sells glass eels and cultures them, would need to pass both Component 4 – Eel buying & trading, and Component 5 – Eel farming.

10.3 Methodology

The assessment is to apply to (1) the organisation assessed and (2) to a traceable certified source of eel. This is a change to the previous standard where organisations were certified based on demonstrating that they were meeting the standards needed to have the ability to provide certified eel. This standard will only apply to those who achieve the criteria and have a traceable supply of certified eel.

- Each component consists of a series of criteria for which there are two scoring indicators: 'Responsible' and 'Aspiring') These levels equate to the two levels of 'positive contribution' defined in Section 6, above.
- Points are awarded according to each of the two indicators. The resulting score will be a '% Responsibility' score. For example, scores of '8 for responsible' and '6 for aspiring; will result in a 8/14 = 57% Responsibility score.
- Organisations with a 50% or greater Responsibility score will achieve a Responsible level certificate award.
- Organisations must pass all criteria to least the Aspiring level for a certificate to be awarded. Failure of any one criterion will result in failure to achieve the standard.
- Organisations not achieving a 50% Responsibility score will be recorded as achieving an Aspiring level. They will not have achieved the Responsible level and will not be awarded a certificate. They will be

invited to implement an improvement plan for re-assessment and will be required to demonstrate improvements in order to achieve the Responsible level. The Certification Body can consider providing a conditional pass for marginal non-achievements where there is a credible plan to take corrective action and receive re-assessment within a short timescale (within 6 months). There is no time limit or limit to the number of times the organisation can re-attempt to move from the Aspiring to Responsible level.

- Organisations not yet achieving a 80% Responsibility score will be required to identify and make improvements to achieve a higher score by their next assessment. If they show no improvement after two attempts, they will revert to the Aspiring status.
- In any case, assessments and certificates will report the number of each Responsible and Aspiring indicators achieved and the overall Responsibility score to indicate the extent to which they have achieved the standard. These will be published on the SEG website in assessment reports.
- Some criteria are weighted, to take account of more important aspects of the standard.
- Assessments against the standard are carried out by an assessor working for the Certification Body (independent of SEG, appointed under contract), who must follow the requirements set out in the methodology. Awards are made by the Certification Body under agreement and an assurance process with SEG.
- A surveillance audit process is in place to monitor the on-going performance of certified organisations, and any certification under the standard may be suspended or removed from the organisation concerned if the requirements of the standard are breached.
- Assessment reports and decisions made will be published on the SEG website to be available to external stakeholders for transparency and scrutiny. These procedures are described in more detail in Section 12: Governance, and in further detail still in the document '202 SEG Standard Assurance Methodology' which will be published once complete in the [SEG Standard section](#) of the SEG website.

11. The Standard

Each component of the standard is described in more detail in this section. Guidance notes are provided for the use of clients and assessors where supplementary explanation or clarification may be required. Changes to the previous version of the standard are **highlighted in blue**, to make them clear.

Component 1 – Generic requirements

Criterion 1.1: Commitment to legality

Issues	<p>Illegal trade (trafficking) has increased in recent years. Although export out of the EU has been banned, demand from Asia has encouraged an illegal market (trafficking) equal in size to 50 – 150% of the reported legal glass eel catch in recent years (reference).</p> <p>SEG is clear that the road map for recovery of the European eel population, as set out in the EU Regulation, cannot be followed unless commercial activity is carried out in full compliance with the law and in full transparency.</p>
Notes	<p>The requirements in this component of the standard must be met by any organisation wishing to be certified against any other part of this standard, regardless of the specific nature of its activity.</p> <p>The Assessor / CAB shall seek verification from local enforcement agencies, and intelligence from the SEG Board whether the client has any convictions or current legal investigations for eel fishing or trade'</p> <p>Several authorities monitor the illegal trade so we are able to get an estimate of the extent of trafficking. We publish reports on the SEG website.</p>
Benefits	<ul style="list-style-type: none"> • Discourages and reduces illegal practices and trading • Increased commitment to sustainable recovery of the European eel
Rationale	By encouraging a responsible market via the SEG standard, illegal practices will be discouraged and phased out.
Targets & Measures	<ul style="list-style-type: none"> • The illegal trade (measured as the unaccountable reported catch in Europe) reduces by 10% per year over the next 10 years. • In 10 years (2028) the level of illegal trade has reduced by 75%
Responsible indicators	For at least the past two years: the organisation has not been found guilty for any offences relating to eel fishing or trading.
Aspiring indicators	For at least the past 12 months: the organisation has not been found guilty for any offences relating to eel fishing or trading.

Criterion 1.2: Contribution to Eel Conservation Projects. (Optional bonus score)

Issues	<p>The destruction of eel habitat and the implementation of thousands of weirs, sluices, barriers, abstractions, pumps and hydropower schemes have progressively reduced the eel's range in freshwaters since the start of the industrial revolution. To undo that will cost billions, take decades and require enormous political will.</p> <p>The costs are being borne to some degree via legislation and Eel Management Plans to require companies and countries to undo the damage caused by their actions.</p> <p>Eel conservation projects are those such as habitat restoration, eel passes, removal of barriers and screening of pumps to mitigate for the degradation caused.</p> <p>Organisations are invited to make financial contributions to eel conservation projects as a positive contribution to aid the eel's recovery, particularly if or where it is challenging to</p>
---------------	---

Notes	<p>demonstrate a positive contribution elsewhere (e.g. eel farms for consumption and wholesalers / retailers).</p> <p>Eel Stewardship Funds (ESFs) have been set up and are convenient mechanisms for companies, organisations or individuals to make financial contributions to eel conservation projects and a hence a positive contribution for the eel.</p> <p>See also Component 8.</p>
Benefits	<ul style="list-style-type: none"> Increased investment on eel and environmental improvement projects to increase eel escapement
Rationale	By increasing financial contributions, more work targeted at eel conservation, protection and improvement can be undertaken to speed up the journey to the eel's recovery and sustainability
Targets & Measures	<ul style="list-style-type: none"> The number of businesses and the total financial contributions will be measured. Existing ESFs raise approximately €1M per year. An aspirational target is to double that in 5 years and to reach €3M in 10 years The outcomes of those contributions will be monitored and measured so that a tangible impact on eel populations can be identified and best value from financial contributions achieved
Responsible indicators	The organisation donates at least 2% of its profits or at least 20% of its corporate responsibility programme to projects that make a positive contribution to eel conservation or population enhancement, such as Eel Stewardship Funds, River Restoration projects, conservation and education projects.
Aspiring indicators	The organisation donates 1 – 1.99% of its profits or 10 - 20% of its corporate responsibility programme to projects that make a positive contribution to eel conservation or population enhancement, such as Eel Stewardship Funds, River Restoration projects, conservation and education projects.

Criterion 1.3: The **organisation** trades in certified responsibly sourced eel

Issues	<p>In previous versions, the standard could be achieved by demonstrating the procedures and processes to have the <u>ability</u> to trade in certified eel. This caused some confusion as it made it difficult for traders to know who was holding certified product. This standard intends to give assurance and clarity that those who are certified are achieving the high standards expected, <u>and have supply of certified responsibly sourced eel</u>, traceable back to the fishery.</p> <p>Some commentators have indicated that allowing suppliers to have both certified and uncertified eel could allow some to mix those supplies and present uncertified eels as certified. We recognise that risk, but believe that any such practices can be detected through mass-balance calculations during assessment for traceability. Other standards such as MSC and ASC permit other fish products at the trader's site. The higher indicator is achieved if the operator trades in a majority of certified eel.</p> <p>We intend to transition to certified suppliers handling 100% certified eel over the next 5 years. We need to give a reasonable amount of time for a sufficient supply of certified eel to be available, and for businesses to adjust to the change.</p>
---------------	--

Benefits	<ul style="list-style-type: none"> • Improved clarity over the meaning of the standard • Increased take-up of the standard • Increased market share for certified eel
Rationale	With the focus on supplies rather than just processes, we anticipate greater demand for certified sources, bringing an increasing proportion of businesses seeking the responsible route on the journey to sustainability
Targets & Measures	<ul style="list-style-type: none"> • The number of businesses achieving the standard increases by 25% per year, over the next 10 years, from 17 now, to 60 in 2028 • The proportion (by percentage weight) of the market that is from certified responsible sources increases by 15% per year, from 5% now to 75% in 2028
Responsible indicators	The organisation trades in at least 50% (by number) of certified responsibly sourced eel and has the documentation to demonstrate that.
Aspiring indicators	The facility organisation trades in 10 – 49.9% (by number) of certified responsibly sourced eel and has the documentation to demonstrate that.

Criterion 1.4: Traceability

Issues	Good record keeping that can be audited is essential to be able to provide the evidence that the claims a business makes for its products are genuine. Customers seek the assurance of the standard to show that the product they are buying is what it is claimed to be, i.e. from certified responsible sources. However, no audit system is criminal-proof and it is open to fraud; hence spot-checks and vigilance by suppliers and customers will be required to maintain the credibility and security of the standard and those certified.
Notes	<p>If the client has demonstrated Traceability via another standard, that evidence can be used here</p> <p><i>Incoming Product</i> The client will need to have full traceability and provide access to the certificates of all suppliers with whom they deal, to prove to the auditor that they are certified. These will need to be backed up by incoming invoices from these suppliers showing the purchase of product.</p> <p><i>Separation and Segregation</i> Separation can be achieved through physical or temporal separation. However it is done, it must ensure that mixing will not occur. Certified products must not contain any non-certified eel.</p> <p><i>Outgoing Product</i> It is a requirement that all products that wish to be labelled as meeting the standard also carry the relevant documentation. Organisations will need to use batch-coding (see section 12.3) to identify products as certified on labels or invoices. Invoices will also need to have the quantity of certified product. This code needs to link clearly to the certified product (so if non-certified product is also included on the invoice, it is clear that this product is not included).</p> <p>It is not required that end-consumers are provided with an invoice meeting these requirements but they should receive documentation (receipt and product packaging) showing that the product is certified. Records will still need to be kept regarding the quantities sold to end consumers.</p>

	<p>Record Keeping and Documentation</p> <p>The key to traceability is good record-keeping. Organisations will need to be able to provide records that allow for the tracking of product throughout their ownership. They will also be required to show records that allow an auditor to view the quantity (in weight) of product that has been bought, lost and sold. The auditor will want to be able to ensure that the amount of certified product leaving the chain of custody is the same or less than the corresponding amount bought.</p> <p>Note that glass eels shrink during storage (they aren't fed), so weight change is an important element of rectifying 'eels in' with 'eels out' for a batch. However, for this case there is a trade-off between frequent record-keeping and mortality induced by handling so that good husbandry dictates that handling is minimised – this means weighing only when necessary.</p> <p>Tele-declaration systems</p> <p>New IT technology has been implemented in parts of France, and is being trialled in the UK, for fishermen to record their catches on a tele-declaration system, and for buyers to record what they have bought and sold. This provides a more efficient method for fishermen, buyers and fisheries authorities to record catches. It also provides a mechanism to improve traceability, by providing a more robust and real-time account of who has handled what quantity of glass eels and when. We believe that responsible operators will wish to use these new systems.</p>
Benefits	<ul style="list-style-type: none"> • Assurance to customers that they are purchasing genuine certified product • Credibility of the standard • Increased market share of certified responsibly sourced eel • Increasing traceability through the supply chain leading to a reduction in illegal exports
Rationale	Traceability, auditable good record keeping, trust and honesty are core to the standard working. A minority are likely to abuse the system, but, through audits and reporting, they will find themselves excluded.
Targets & Measures	<ul style="list-style-type: none"> • Auditors report a high confidence (90%+) in the quality of records of a high proportion (90%+) of those assessed • All those handling certified eel are using batch-coding to label the product and do so correctly • Reports of transgressions are handled promptly and fairly • Increasing proportion of fishermen and buyers use a tele-declaration system
1.4.1: Traceability - Incoming product, separation and segregation	
Responsible indicators	<ul style="list-style-type: none"> • Certified and uncertified eel products can be clearly and easily traced back to their source. • Where a fishery or buyer, an electronic tele-declaration system is used • It operates a clear system which ensures that the product remains separated at all stages from arrival to dispatch from non-certified eel products. • The organisation ensures that any products wishing to make a claim as certified do not contain any non-certified eel-based ingredients. • If resolved through mass- or number- balance calculations, the margin of error does not exceed 2%
Aspiring indicators	<ul style="list-style-type: none"> • Certified and uncertified eel products can be traced back to their source.

	<ul style="list-style-type: none"> • It operates a system which ensures that the product remains separated at all stages from arrival to despatch from non-certified eel products. • The organisation ensures that any products wishing to make a claim as certified do not contain any non-certified eel-based ingredients • If resolved through mass- or number- balance calculations, the margin of error does not exceed 5%
--	--

1.4.2: Traceability - Outgoing product

Responsible indicators	<ul style="list-style-type: none"> • Where a fishery or buyer, an electronic tele-declaration system is used • Documentation is well maintained with a maximum of 2% error in the following: • The organisation correctly uses batch-coding for labelling certified product, which can be on the packaging for the product, or included in the documentation (e.g. invoice) with the assignment • All product to be sold as certified by an organisation is accompanied by an invoice which meets the following criteria: <ul style="list-style-type: none"> - Includes an appropriate batch code - Includes a record of the quantity (no. & weight) of product and to whom it was sold
Aspiring indicators	<ul style="list-style-type: none"> • Documentation is well maintained with a maximum of 5% error in the following: • The organisation correctly uses batch-coding for labelling certified product, which can be on the packaging for the product, or included in the documentation (e.g. invoice) with the assignment • All products to be sold as certified by an organisation are accompanied by an invoice which meets the following criteria: <ul style="list-style-type: none"> - Includes an appropriate batch code - Includes a record of the quantity (no. & weight) of product and to whom it was sold

1.4.3: Traceability - Record keeping and documentation

Responsible indicators	<ul style="list-style-type: none"> • The organisation operates a system that allows the tracking and tracing of all eel from purchase to sale and including any steps in between. In the case of live eels this should include the ability to track each batch delivered to a buyer to be connected back to a water, a time period (maximum duration one month) and specific fisherman/vessel • If a fisherman or buyer, a tele-declaration system is used to report catches and trade • The organisation operates a system that also allows for the completion of a batch reconciliation of eel product by weight over a given period. • The organisation maintains records for a minimum of three (3) years.
Aspiring indicators	<p>The above requirements are met except that:</p> <ul style="list-style-type: none"> • Records have been maintained for less than three (3) years • If a fisherman or trader, a tele-declaration system is planned to be used to report catches and trade in the next season

Criterion 1.5: Biosecurity & welfare – Eel and eel products are provided with minimal risk of diseases, parasites and alien species

Issues	<p>Transporting live fish carries with it the real risk of transporting other organisms, and therefore the risk of spreading disease and invasive species, whether into the wild or into an eel farm, with disastrous consequences for the environment or the business. Examples include the parasites such as the swim-bladder nematode, <i>Anguillicola crassus</i>, viruses such as EVEX (Eel Virus European X) <i>Herpesvirus anguillae</i> and alien species such as the invasive shrimp, <i>Dikerogammarus villosus</i>. However, unlike e.g. salmon, there are no 'notifiable diseases' for the eel.</p> <p>Certified eel farmers and traders should not buy and resell infected eels. A certified eel trader must be responsible for the health status of the eels sold for stocking purposes. At processors, the preparation of food requires a fully documented hygiene system to ensure food is fit for human consumption.</p> <p>Fishers usually operate in the same river or estuary. They need only disinfect equipment between fishing in different catchments, to avoid the possibility of spreading organisms between rivers.</p>
Notes	<p>Good biosecurity is important for any business, and this standard is intended to provide assurance, that the supply chain applies high standards and with minimal risk of spreading disease and alien species. However, whilst the standard can help to minimise risk of spread, it cannot eradicate or prevent the spread of these organisms.</p> <p>Sweden has introduced quarantine procedures to significantly decrease the risk of introducing diseases.</p>
Benefits	<ul style="list-style-type: none"> • Minimises the risk of the spread of diseases and alien species • Assurance to customers that certified eels have a high likelihood of being disease and alien species-free
Rationale	By requiring all sections of the supply chain to seek assurances on the bio-security of those they purchase from, and applying their own high bio-security standards, this will maximise, though not guarantee. the safety and security of products from source to end supply.
Targets & Measures	<ul style="list-style-type: none"> • All suppliers have high quality, effective, bio-security plans • All customers provide and seek evidence of bio-security before buying • There are no, or very rare (<1%), examples of a disease or alien species associated with a batch of certified eel

Eel Fishing: Biosecurity measures are adopted

Responsible indicators	<ul style="list-style-type: none"> • The fishery conducts good biosecurity measures such as the disinfection and drying of nets and equipment between each fishing in different waters. OR: • The fishermen only operate in the same river or estuary, with no risk of transferring diseases or alien species between catchments
-------------------------------	--

Eel buying & trading: Biosecurity is present and disease is treated rapidly and appropriately

Responsible indicators	<ul style="list-style-type: none"> • The use of chemicals follows legal requirements of the appropriate EU regulations and of the country concerned. • The facility has the appropriate permissions to operate from the relevant licensing authority
-------------------------------	--

	<ul style="list-style-type: none"> • An effective and documented biosecurity plan is in place and there is evidence that it is being followed. • Records are available showing regular monitoring of health and possible signs of stress according to the facility's plan (including the completion of microscope parasite checks) and daily mortality is recorded. • Records are maintained according to the Medicines Regulations for use of any medicines and/or chemicals used in the facility.
Aspiring indicators	<ul style="list-style-type: none"> • The use of chemicals follows legal requirements of the appropriate EU regulations and of the country concerned. • The facility has the appropriate permissions to operate from the relevant authority • An effective and documented biosecurity plan is in place and there is evidence that it is being followed. • Eels are regularly monitored for health and possible signs of stress (although this might not be documented) and daily mortality is recorded. • Records are maintained according to the Medicines Regulations for use of any medicines and/or chemicals used in the facility.
Eel farming: Biosecurity is present and disease is treated rapidly and appropriately	
Responsible indicators	<ul style="list-style-type: none"> • The facility has the appropriate permissions to operate from the relevant authority. • The use of chemicals follows legal requirements of the EU and of the country concerned • An effective and documented biosecurity plan is in place and there is evidence that it is being followed. • Daily records are available showing monitoring of fish health and signs of stress and daily mortality is recorded • Records are maintained according to the Medicines Regulations for use of any medicines and/or chemicals used in the facility • UV is used at an appropriate level and separation between tanks
Aspiring indicators	<ul style="list-style-type: none"> • The facility has the appropriate permissions to operate from the relevant licensing authority • The use of chemicals follows legal requirements of the EU and of the country concerned. • An effective and documented biosecurity plan is in place and there is evidence that it is being followed. • Eels are regularly inspected for disease (although this may not be documented) and daily mortality is recorded. • Records are maintained according to the Medicines Regulations for use of any medicines and/or chemicals used in the facility.
Restocking: The risk of restocked eels introducing disease into wild populations has been assessed and is minimal	
Responsible indicators	Eels are tested before restocking and found to be free of disease AND/OR eels are from a known source which is tested on at least an annual basis and known to be free of disease.
Aspiring indicators	Eels are tested before restocking when first sourced from a new area, and periodically (at least annually) thereafter to ensure they are free from disease.
Wholesale / Retail / Processing: Hygiene Plans are followed and there are rare examples of infection	
Responsible indicators	Food processing hygiene plans are followed

Component 2 - Glass eel fishing

Issues

Size of market

Glass eel fishing forms by far the greatest portion of the overall catch of eels (by number). Catches are about 60 tonnes per year in recent years (180 million glass eels). Commercial fishing is from a relatively small number of estuaries (25 - 30) on the west coasts of Morocco, Portugal, Spain, France and the UK where there are local concentrations of glass eels. There is little or no glass eel fishing in the hundreds of other estuaries around Europe. This standard is designed to demonstrate a positive contribution from those that are fished.

Sustainable, responsible and acceptable fisheries

A discussion about what constitutes a responsible or acceptable fishery, and therefore able to provide a positive contribution, is provided in Sections 5. and 6. above. In summary: a 'Sustainable' fishery, is one where the river is meeting the long term 40% of B0 target. If / where they exist, double-scoring for 'Responsibility' is given. A responsible fishery is one meeting the 70% of Bbest target. An 'acceptable' fishery, is one where the escapement targets are not being met due to short-term anthropogenic impacts, where there are short and longer term measures or plans to overcome that impact, and where a crop of glass eels is recognised by the local fisheries authority to be making a positive contribution to eel stocks as an 'emergency measure', pending those anthropogenic impacts being resolved (an example is the Arzal fishery described in Section 6). 'Aspiring' fisheries are such 'Acceptable' fisheries, or where between 40% and 70% of Bbest is being met (see also Section 5.4).

Traceability – sale to certified buyers

There is an obvious temptation to sell to buyers who will offer the best price. That price is determined by the market and the illegal market often offers a higher price. It is illegal to sell eels for export outside of the EU. To aid traceability and increase assurance of a traceable supply chain, it is preferable (but not mandatory) that certified fisheries only sell to certified buyers. Other mechanisms such as tele-declaration systems are also being used to improve traceability and therefore discourage and also measure the extent of the illegal markets down to the fishery level.

Fishery data

Good fishery data are important to enable effective fisheries management by local, national and European fishing authorities.

Survival & eating glass eels

It is obviously important to maximise welfare and survival for glass eels to then maximise their contribution. There will inevitably be some mortalities and those can be kept, frozen and supplied for an albeit diminishing market in eating glass eels. In some places in Europe there are local traditions based on eating glass eels, e.g. it is a Christmas tradition in parts of Spain. However, the reduction in glass eel catches has led to substitutes being developed for these traditions. Whilst SEG feels that direct consumption of glass eels is poor use of the stock and does not provide a positive contribution, we do recognise that (1) it is a traditional (social & economic) activity and (2) as long as these come from the 'consumption quota', this form of consumption has no more impact than similar numbers going into aquaculture.

Unit of fishery

Fisheries can be assessed at a range of size of 'units', from individual fishermen, through groups, co-operatives, to a whole estuary to the Eel Management Unit (or District) on which Eel Management Plans are based. The default unit will be the Eel Management Unit unless there are good data or information available at a smaller catchment level.

Smaller units, eg. a single fisherman, brings individual responsibility but greater cost per fisher (of assessment). Larger units bring economies of scale, and the whole group of fishermen must trust each other to operate according to the required standards and regulations. Contract agreements / conditions of use will be provided so that individuals and collectives understand their responsibilities.

Where assessment for individuals is prohibitively expensive, collaboration to bring groups together is encouraged to conduct multiple single assessments.

Progress with Eel Management Plans

In assessing progress of an eel management plan (EMP), the assessor will seek evidence from the relevant agencies to identify whether the fishery or applicant fishermen have made credible progress with the majority of management actions. For an Aspiring score, over 50% of actions must be in place or achieving good progress. For a Responsible score the minimum is 75%.

Note also that for countries where the EU Regulation does not apply, a similar standard that is at least the equivalent of that set out in the EU Regulation and is based on the implementation of an eel management plan approved by an international scientific committee.

Eel Management District

The Eel Management Districts described in Criteria 2.2 and 3.2 are the smallest level of catchment at which silver eel escapement targets have been set. Depending on the country, these may be individual rivers, groups of catchments (river basins) or, in some cases, whole countries.

Mortality rates during fishing for glass eels

It would be more straightforward to have only a direct statement about the mortality rate, but in developing this standard, stakeholders were concerned that: i) the mortality rate is variable e.g. over the season; ii) the mortality rate is difficult to measure because eels may look fine but have invisible injuries that subsequently cause mortality outside the specified timeframe and iii) it would be relatively easy for fishermen to 'put on a good show' for inspectors in this regard (for example, poor physical condition can be masked by raising salinity of the tank water with salt to between 10 and 16 ppt). Therefore, we have chosen to include a series of criteria about the fishing method, such that the standard requires fishermen to use techniques that are known by the industry to result in low mortality rates. These are also in line with the French '[Good Practice Guide for Glass Eel Fishing & Restocking](#)'.

Mortality rates in glass eel fishery and in storage

The quality and survival of glass eels caught depends on the combination of the following parameters:

1. The gear used. Hand operated dip or scoop nets are the most gentle, but are less efficient than boats. When using boats, scoop nets or trawls ('pibalours' in France) might be used. When these are used the quality of glass eels depends on:
2. The speed of the vessel
3. The duration of the trawl
4. The configuration of the net
5. The handling and storage of the fish, e.g. the use of vivier tanks

In France, the following criteria are described for different categories of fishing in their [Good Fishing Practice Guide](#)

Criteria	Methods	Category 1	Category 2	Category 3
Estuarine environment	a. Open	X	X	
	a. Not open			X
	b. Turbid		X	X
	b. Clear	X		X
Gear used	Net Ø 1.20m	X	X	X
	Pibalour		X	X
Power of vessels	< 100hp	X	X	X
	> 100hp			X
Ratio between filtered and flowing volume	Low	X	X	
	High			X

For the purposes of this standard, Category 1 equates to a Responsible level of fishing and Category 2 to Aspiring.

Mortality from fishing can become apparent during the period of glass eel storage, rather than in the fishery itself. Since the glass eel catch over several days tends to be amalgamated in one tank in the holding facility, it is not possible to separate out a time period to allocate this mortality to the fishery vs. the holding facility – e.g. by saying that mortality during the first 24 hours is due to the fishery while after that it is due to conditions during holding. Thus, the maximum mortality rate for the fishery covers the whole time period that the glass eels are in the holding facility. The standard for glass eel buyers (Component 4) also includes a mean mortality requirement, which is lower than the maximum mortality requirement for the fishery, although covering the same time period. This arises because the glass eel fishery component (Component 2) requires a maximum permissible rate for each batch, while the glass eel storage component (Component 4) sets a maximum for the average rate across the whole season. Note that these two rates are not additive – both must be achieved.

Carmin indigo dye can be used to identify damage to glass eels. There is a protocol developed in France to use this dye to sample batches of glass eels to assess the damage after fishing and the likely mortality. This is another potential method to objectively assess fishing damage and mortality.

Design of net for glass eel fishing

The crucial element in the design of fishing gear for glass eels is that it does not allow the eels to become trapped in the mesh – this leads to mechanical injuries which eventually

leads to mortality even if such injuries are not immediately visible. For the cod end and for hand-held nets, this is generally solved by ensuring that the mesh size is small enough so that no part of the glass eel fits through. For the rest of a towed net, the mesh size can either be small enough as above, or large enough that glass eels can pass through without injury (in practice, most swim away from the mesh, ensuring that they remain in the net). For the cod end, we have been prescriptive about mesh size, but for the remainder of the net, fishermen may find their own solutions, as long as they fulfil the criterion of not causing injury or abrasion and/or refer to the France Good Fishing Practice Guide.

Vivier tank

This is a tank for holding live fish with systems to replenish water and monitor and maintain water quality standards appropriate to the fish species and life stage. Best practice specifications of a design for a Vivier tank are being developed.

By-catch in glass eel fisheries

In order to evaluate impacts of the fishery on by-catch over a fishing season, the assessor will require evidence which will include:

- Species represented in the by-catch
- A quantitative or qualitative evaluation of the quantity of each species caught over a given period (e.g. per tow or dip, per night)
- The measured or likely population status of these species in the area of the fishery (noting that rare, endangered or protected species are dealt with separately)
- Protocols or methods for dealing with by-catch
- The actual or likely discard survival

Some species are of course an acceptable by-catch, assuming fished according to regulations.

‘Negligible impacts’ are defined as a low rate of by-catch plus a low rate of discard injury or mortality plus by-catch only from species which are abundant in the area. ‘Low-level’ impacts are where two of these criteria are met. In ‘severe’ impacts, none of the criteria may be met in full. Where only one criterion is met in full, the assessor shall use their judgement in deciding the outcome.

Infrequent but large catches of gelatinous zooplankton in glass eel nets during bloom periods may be excluded from these criteria.

Mortality during first week in culture

It was agreed between glass eel buyers and eel farmers represented in a stakeholder group in 2011 that mortality during the first week in the eel culture facility is related to handling during fishing, holding and/or transport, rather than to factors under the eel farmer’s control. This period therefore may be left out of calculations for mortality rates during culture.

Good data

Good data are defined as those that can be used for statistical analysis within accepted scientific limits.

Quotas and Sustainable Yield

Given the size, range and diversity of the stock of the European eel, it is not yet possible to properly set overall Total Allowable Catch, Sustainable Yield or Catch Quotas, though it

	may be possible in individual fisheries where data are reliable. Fisheries scientists have applied quotas to regulate fishing catches in France.
Benefits	<ul style="list-style-type: none"> • Glass eels are fished from a place where they can provide a positive contribution • Survival is maximised • Impact on the environment / other species is minimal • Good fishery data enable effective fisheries management • Glass eels are sold to SEG certified buyers to meet the demand for responsibly sourced fish
Rationale	The rationale is described for each of these above
Targets & Measures	<ul style="list-style-type: none"> • The amount (weight) and proportion (%) of glass eels caught from each certified and non-certified fisheries will be monitored. The proportion from certified fisheries increases from 5% to 90% over the next 10 years. • Survival rates will be monitored and targets set to seek a continuous improvement in survival. Current overall rates are not known, but long term targets are a minimum of 95% • Fishery authorities will develop increasing confidence in fishery data, including catch per unit of effort, to make fisheries management decisions • The unaccountable & probable sale to illegal exports to be measured through mass-balance analysis of catch-declaration systems, to support the target for illegal trade in Component 1, i.e. In 10 years (2028), the level of illegal trade has reduced by 75%

Criterion 2.1: Eel fishing is in a catchment that is meeting its escapement targets

Weighting: 2

Sustainable Indicator (worth 2 x Responsible Indicator score)	There are good data which show to the satisfaction of the fisheries authority that the EU silver eel 40% escapement target (40% B0) is being achieved for the river or in the eel management district.
Responsible indicators	There are good data which show to the satisfaction of the fisheries authority that at least 70% of the Bbest target for silver eel escapement is being met in the river or eel management district.
Aspiring indicators	Eel fishing is in a place accepted by the fishery authority as providing a positive contribution to the eel stock or, the river or RBD is meeting 40% - <70% of the Bbest target.

Criterion 2.2: There is good progress with the applicant's responsibilities in the Eel Management Plan for the river or District

Weighting: 2

Responsible indicators	There is credible progress with at least 75% of the actions relating to the fishery for the implementation of the Eel Management Plan for the river or eel management district.
Aspiring indicators	There is credible progress with at least 50% of the actions relating to the fishery for the implementation of the Eel Management Plan for the river or eel management district.

Criterion 2.3: The fishery is well-managed

Weighting: 1

Responsible indicators	<ul style="list-style-type: none">• Fishers are licensed and provide catch and effort data via a tele-declaration system.• Data on catch and effort are collected and analysed regularly by the fishery authority (at least annually at the end of the season).• There is a data set for at least the last 5 years that is considered by the fishery authority to be accurate, useful for statistical purposes and provide a comprehensive picture of the glass eel fishery under assessment.• Enforcement is in place throughout the fishing area and there is no evidence of systematic non-compliance.
Aspiring indicators	<ul style="list-style-type: none">• Fishers are licensed and provide catch and effort data.• Data on catch and effort are collected and analysed regularly by the fishery authority (at least annually at the end of the season).• There is a data set for at least the last 3 years that is considered by the fishery authority to be accurate and provide enough information on the glass eel fishery under assessment for management and to track annual trends in glass eel arrival.• There is no evidence of systematic non-compliance.

Criterion 2.4: Mortality during fishing is minimised

Weighting: 2

Responsible indicators	<ul style="list-style-type: none">• Fishing is by hand-held nets and has effective nearby holding facilities OR• Fishing from vessels meets the following criteria:<ul style="list-style-type: none">i) fishing is at slow speed (no more than 1 knot relative to water);ii) haul duration is on average no longer than 20 minutes, with the maximum duration not more than 30 minutes;iii) mesh size of cod end no greater than 1mm;iv) rest of the net designed such that glass eels do not become trapped or abraded;v) vivier tank on board and in usevi) fishermen maintain accurate daily records of mortality. OR• Fishermen can demonstrate that the mortality rate of the catch over the duration of holding in the storage facility is less than 4% for each batch captured. OR• Fishing methods (in France) meet the criteria in Category 1 of the France Good Practice Guide OR• The Carmin Indigo or similar test indicates that mortality averages less than 4%
Aspiring indicators	<ul style="list-style-type: none">• Fishing from vessels meets the following criteria:<ul style="list-style-type: none">i) fishing is at slow speed (no more than 1.5 knots relative to water);ii) maximum haul duration no longer than 30 minutes;iii) mesh size of cod end no greater than 1mm;iv) rest of the net designed such that glass eels do not become trapped or abraded;v) vivier tank on board and in use;vi) fishermen maintain accurate daily records of mortality. OR• Fishermen can demonstrate that the mortality rate of the catch over the duration of holding in the storage facility is between 4% and 8% for each batch captured. OR• Fishing methods (in France) meet the criteria in Category 2 of the France Good Practice Guide OR• The Carmin Indigo or similar test indicates that mortality averages between 4% and 8%

Criterion 2.5: The fishery has negligible impacts on by-catch species

Weighting: 1

Responsible indicators	<ul style="list-style-type: none">• The fishery has a negligible impact on by-catch• By-catch is returned to the water alive as gently and rapidly as possible.
Aspiring indicators	<ul style="list-style-type: none">• The fishery has low-level impacts on by-catch• By-catch is returned to the water alive as gently and rapidly as possible.

Criterion 2.6: The fishery has negligible impacts on rare or other protected species

Weighting: 1

Responsible indicators	The fishery has no direct interactions resulting in mortality or injuries with other species that are considered vulnerable, threatened, endangered or are protected under national or international law.
Aspiring indicators	Interactions, resulting in mortality or injury, with other species that are considered vulnerable, threatened, endangered, or are protected under national or international law, are rare and have no overall measurable impact on the population.

Criterion 2.7: The fishery has negligible impacts on habitats

Weighting: 1

Responsible indicators	The fishing gear does not cause any damage to the benthos.
Aspiring indicators	Damage to the benthos by gear is limited or minimal.

Criterion 2.8: Transport

Weighting: 1

Responsible indicators	<ul style="list-style-type: none">• The operator holds the relevant transport authorisations• There is a Transport Plan in place to minimise travel time – this meets the Transport requirements for vertebrates• Packing is done in a way that minimises handling, time and stress• Eels are kept cool and wet with an adequate supply of oxygen
-------------------------------	--

Criterion 2.9: Bonus Score: Fishermen donate a proportion of their catch for a local positive contribution

Weighting: 1

Responsible indicators	Fishermen have donated an average of at least 5% of their catch in the past 2 years to local stocking programmes, e.g. translocating over barriers to aid upstream migration and recruitment in the catchment, or have credible plans in place to do so next season (note that this is separate from any planned restocking to meet the 60% target).
-------------------------------	--

Component 3 - Yellow and silver eel fishing

Issues	<p>Yellow and silver eel fisheries have greatly reduced in the past 10 years – in part because of the reduction in eel populations making it less viable, and in part because many countries' fishery authorities closed or reduced fishing as part of their Eel Management Plans. Where this fishing continues, we seek for them to become certified.</p> <p>Eating wild yellow and silver eels</p>
---------------	---

Notes	<p>Yellow and silver eels are maturing eels. Those in the wild have survived the period of greatest mortality and are adapted to life in the environment. These fish are those that have the greatest opportunity to survive to migrate to the Sargasso to spawn. This is why many Eel Management Plans have stopped or reduced yellow and silver eel fishing. Like glass eels, the standard is designed to only support fishing where the River or District is meeting the escapement target and/or other criteria.</p> <p>Fishing methods</p> <p>In a future version of the standard we expect to be able to specify greater detail on differences between fishing methods and other parameters relevant to yellow and silver eel fishing.</p> <p>Many notes, e.g. Unit of Fishery, Definition of a sustainable fishery, Good data, are the same as for Glass eel fishing, above, and for brevity, are not repeated here.</p>
Benefits	<ul style="list-style-type: none"> • Impact on the environment / other species is minimal • Good fishery data enable effective fisheries management
Rationale	Where yellow and silver eel fishing exists, we wish to enable it to become and show itself to be responsible via the SEG standard
Targets & Measures	<ul style="list-style-type: none"> • The amount (weight) and proportion (%) of yellow and silver eels caught from each certified and non-certified fisheries will be monitored. The proportion from certified fisheries increases from 0 % to 50% over the next 10 years • Fishery authorities will develop increasing confidence in fishery data to make fisheries management decisions

Criterion 3.1: Eel fishing is in a catchment that is meeting its escapement targets

Weighting: 2

Sustainable Indicator (worth 2 x Responsible Indicator score)	There are good data which show to the satisfaction of the fisheries authority that the EU silver eel 40% escapement target (40% B0) is being achieved for the river or in the eel management district.
Responsible indicators	There are good data which show to the satisfaction of the fisheries authority that 70% of the Bbest target for silver eel escapement is being met in the river or eel management district.
Aspiring indicators	Eel fishing is in a place accepted by the fishery authority as providing a positive contribution to the eel stock or, the river or RBD is meeting 40% - <75% of the Bbest target.

Criterion 3.2: There is good progress with the applicant's responsibilities in the Eel Management Plan for the river or District

Weighting: 2

Responsible indicators	There is credible progress with at least 75% of the actions relating to the fishery for the implementation of the Eel Management Plan for the river or eel management district.
Aspiring indicators	There is credible progress with at least 50% of the actions relating to the fishery for the implementation of the Eel Management Plan for the river or eel management district.

Criterion 3.3: The fishery is well-managed

Weighting: 1

Responsible indicators	<ul style="list-style-type: none">Fishers are licensed. At least 90% provide catch and effort dataData on catch and effort are collected and analysed regularly by the fishery authority (at least annually at the end of the season)There is a data set for at least the last 5 years that is considered by the fishery authority to be accurate, useful for statistical purposes and provide a comprehensive picture of the glass eel fishery under assessmentEnforcement is in place throughout the fishing area with good evidence of high levels of compliance with fishing regulations.
Aspiring indicators	<ul style="list-style-type: none">Fishers are licensed. At least 75% provide catch and effort dataData on catch and effort are collected and analysed regularly by the fishery authority (at least every 2 years)There is a data set for at least the last 3 years that is considered by the fishery authority to be accurate and provide enough information on the glass eel fishery under assessment for management and to track annual trends in glass eel arrivalThere is good evidence of high levels of compliance with fishing regulations.

Criterion 3.4: The fishery has negligible impacts on by-catch species

Weighting: 1

Responsible indicators	<ul style="list-style-type: none">The fishery has a negligible impact on by-catchBy-catch is returned to the water alive as gently and rapidly as possibleDead by-catch is landed and recorded and utilised appropriately where possibleThe fisheries show initiatives to reduce the amount of dead by-catch
Aspiring indicators	<ul style="list-style-type: none">The fishery has low-level impacts on by-catchBy-catch is returned to the water alive as gently and rapidly as possible.

Criterion 3.5: The fishery has negligible impacts on rare or other protected species

Weighting: 1

Responsible indicators	The fishery has no direct interactions resulting in mortality or injury with other species that are considered vulnerable, threatened, endangered or are protected under national or international law.
Aspiring indicators	Interactions, resulting in mortality or injury, with other species that are considered vulnerable, threatened, endangered or are protected under national or international law, are rare and have no overall measurable impact on the population.

Criterion 3.6: The fishery has negligible impacts on habitats

Weighting: 1

Responsible indicators	The fishing gear does not cause any damage to the benthos.
Aspiring indicators	Damage to the benthos by gear is limited or unusual.

Criterion 3.7: Bonus score: Fishermen donate a proportion of their catch for a positive contribution

Weighting: 1

Responsible indicators	Fishermen have donated an average of at least 5% of their catch in the past 2 years to local stocking programmes, e.g. translocating over barriers to aid downstream migration
-------------------------------	--

and escapement, or have credible plans in place to do so in the next season. The eels used for restocking are representative of the catch.
(note that this is separate from any planned restocking to meet the 60% target).

Component 4 - Eel buying and trading

Issues	<p>Glass eel buyers hold an integral, important but also challenging position in the supply chain. They are relatively few, and are considered by some to ‘control’ the market and in some places there are monopolies, whilst in others there are sufficient to enable competition. Their relationship with fishermen is crucial – mutual trust and loyalty are important – and this relationship has often influenced changes to more sustainable fishing practices as buyers have become more aware of market pressures.</p> <p>Buyers also have the challenge of winning tenders from customers in a very competitive market (where the driver has too often been cost rather than quality & sustainability), and then seeking to balance that with the uncertainty of supply when the number of returning glass eels or fishing conditions might not provide the market demand.</p> <p>On top of this there is an illegal trade to Asia. The higher prices are a temptation to some and this can significantly affect market demand and prices.</p> <p>Millions of glass eels pass through a small number of buyers so issues such as welfare and influence are important for many factors around responsibility.</p>
Notes	<p><i>Mortality during transport and initial holding if transported to farm</i></p> <p>Assessors’ experience has strongly advised that the previous indicator of measuring mortality over the first week in the holding facility was unworkable. The advice is to:</p> <ul style="list-style-type: none"> - Emphasise purchase from good quality (certified) sources and - To develop Transport Best Practice criteria. <p>So, the standard currently specifies sourcing from certified suppliers or measurement of mortality pending the development of best practice criteria for Transport and holding of glass eels.</p> <p><i>Careful handling</i></p> <p>Careful handling will involve, amongst other things, no dropping or tipping from any height, no drying out, minimal contact with sharp edges or corners, nothing in which the tail could be caught; moving the eels with water rather than nets where possible, and the procedure to be planned in advance and completed as quickly as possible.</p> <p><i>Design of glass eel holding facilities</i></p> <p>To be ideal for glass eel holding, there should be, for example, no sharp corners or edges, no excessive flow rates and no abrupt changes in flow rate. Some buyers may use facilities that have been adapted rather than specially designed, and thus may not be ideal.</p> <p><i>Transport</i></p> <p>No animal shall be transported unless it is fit for the intended journey, and all animals shall be transported in conditions guaranteed not to cause them injury or unnecessary suffering. Animals that are injured or that present physiological weaknesses or pathological processes shall not be considered fit for transport. We will develop best practice for transport for a future version of the standard.</p>

	<p>We were not able to design an ‘aspiring’ score criterion for transport – anything less than the optimum standard was considered not acceptable.</p> <p>Restocking requirements under the EU Regulation</p> <p>The EU Regulation requires that 60% of glass eels from fisheries should be made available for restocking (although the EU can make temporary changes to the % in response to a significant decline of average market prices for eels used for restocking).</p>
Benefits	<ul style="list-style-type: none"> • Increased supply, demand and proportion of certified eels in the market • Improved welfare and survival of eels during handling • Reduction in demand and supply of eels for illegal export leading to a reduction in illegal trafficking
Rationale	The rationale in the issues and notes are described above.
Measures	<ul style="list-style-type: none"> • The amount (weight) and proportion (%) of eels traded by each certified and non-certified traders will be monitored. The proportion from certified traders increases from 5% to 90% over the next 10 years • Survival rates will be monitored and targets set to seek a continuous improvement in survival

Criterion 4.1: The Glass eel holding facility is a registered Aquaculture Production Business

Weighting: 1

Responsible indicators	The Glass eel holding facility is a registered Aquaculture Production Business
Aspiring indicators	The facility is not a registered Aquaculture Production Business, but has credible plans to register within the next 6 months

Criterion 4.2: Mortality in storage facility

Weighting: 2

Responsible indicators	Mortality rate over the season is less than 2% on average.
Aspiring indicators	Mortality rate over the season is less than or equal to 5% on average but greater than or equal to 2%

Criterion 4.3: Mortality during transport and initial holding if transported to farm

Weighting: 2

Responsible indicators	<ul style="list-style-type: none"> • Buyers source at least 90% of their eels from certified suppliers OR • Mortality during transport and for the first week at the farm is less than 2% on average
Aspiring indicators	<ul style="list-style-type: none"> • Buyers source 50% - 89.9% of their eels from certified suppliers OR • Mortality during transport and for the first week at the farm is less than or equal to 3% on average but greater than or equal to 2% on average.

Criterion 4.4: Water quality

Weighting: 1

Responsible indicators	<ul style="list-style-type: none"> • A system is in place that is expected to keep key water quality parameters within suitable tolerances for healthy eel survival (e.g. Ammonia, Suspended Solids, pH, Oxygen) • Water quality management procedures are in place including regular monitoring of relevant parameters which shows that water quality is always high and stable
-------------------------------	--

	<ul style="list-style-type: none"> • The facility operates a back-up system to ensure that water quality will not adversely affect survival rates in the case of an equipment failure
Aspiring indicators	<ul style="list-style-type: none"> • A system is in place that is expected to keep key water quality parameters within suitable tolerances for healthy eel survival (e.g. Ammonia, Suspended Solids, pH, Oxygen) • The facility has a minimum of a back-up generator and oxygen supply
Criterion 4.5: Handling and welfare	
Weighting: 1	
Responsible indicators	<ul style="list-style-type: none"> • Systems are in place and the facility is designed to keep handling to an absolute minimum • Documented procedures are in place for handling, and handling, where necessary, is careful • The infrastructure is designed to avoid injuries, and so that the use of nets is rarely necessary. When used, nets are small-mesh (1mm maximum) • Eels are moved without being allowed to dry out.
Aspiring indicators	<ul style="list-style-type: none"> • The facility may not be optimally designed, but systems are in place to avoid handling as much as possible within the constraints of the facility • Handling, where necessary, is carefully planned and executed • The infrastructure has been optimised as far as possible to avoid injuries • Nets are small-mesh (1mm maximum) • Eels are moved without being allowed to dry out.
Criterion 4.6: Transport	
Weighting: 1	
Responsible indicators	<ul style="list-style-type: none"> • There is a Transport Plan in place to minimise travel time – this meets the Transport requirements for vertebrates • Packing is done in a way that minimises handling, time and stress • Eels are kept cool and wet with an adequate supply of oxygen • The operator holds the relevant transport authorisations
Criterion 4.7: The required percentage of glass eels is being used for restocking	
Weighting: 2	
Responsible indicators	<ul style="list-style-type: none"> • The buyer can provide documented evidence that <u>they have sold</u> at least 60% for restocking the required target percentage of its glass eels from the last season for the primary purpose of conservation / escapement.
Aspiring indicators	<ul style="list-style-type: none"> • The buyer can provide documented evidence that they <u>have reserved or made available at least 60%</u> of the required target percentage of its glass eels from the latest season available for the primary purpose of conservation / escapement, OR • The buyer can provide documented evidence that it has made available glass eels to the maximum level possible within the constraints of the implementation of the EMP in that country OR • The buyer can provide credible evidence that re-stocking will occur in the forthcoming season.

Component 5 – Eel farming

Issues	<p>High survival rates and growth rates in fish farms compared to the wild enable the efficient use of millions of glass eels for restocking, and for the provision of high quality food for human use. However, fish farms must be well run to be both profitable and responsible. Poor husbandry can lead to disease, high mortalities and pollution. Feed is often made with other fish species and these should be from certified sources. The farm should be contributing to restocking to play its part in achieving what SEG believes to be a positive contribution.</p>
Notes	<p>If the eel farm has achieved another fish farming standard, evidence presented for that can be used in assessment here.</p> <p><i>Mortality rate during culture</i></p> <p>Unlike for the fishery, traceability at the farm level should ensure that mortality can be measured directly and evaluated reliably by the assessors. In practice, calculating mortality can be a difficult task and finding a single method to fit all farms is problematic. It has been decided that a direct approach is the most feasible for use across the culture industry. The following methodology should therefore be used;</p> <ol style="list-style-type: none"> 1. (Total Mortality (by piece) in the year / Total Stock (by piece) in the year) X 100 2. This then needs to be multiplied by the average time that an eel will spend in the system. 3. This should be completed on a yearly basis by the farm <p><u>An example:</u></p> <p>A farm has recorded a total stock for the year of 1.8 Million eels (Calculated using an average weight). During the year it records a total mortality of 100,000 eels (Calculated using an average weight). This provides the following calculation;</p> $(100,000/1,800,000) \times 100 = 4.4\%$ <p>On average, an eel will spend a maximum of two years in the facility meaning this mortality rate needs to be doubled, giving a total mortality percentage of 8.8%. The farm would therefore achieve the higher indicator for this.</p> <p>It is emphasised that the farm manager will be asked to provide the calculation directly. The workings, including evidence of how the figures have been achieved, will need to be provided to the assessor.</p> <p><i>Feed</i></p> <p>For feed products other than pelleted feed (eg. cod roe), it is the responsibility of the organisation under assessment to show that the source is sustainable. Feed companies should be prepared to provide the sources and breakdown of feed ingredients, which should be from MSC accredited fisheries.</p> <p>IFFO, the Marine Ingredients Organisation, accredit fish feed for sustainability, so use of IFFO accredited feed is a way to meet this criterion.</p> <p><i>Feed conversion ratios</i></p> <p>A good Feed Conversion Ratio (FCR) is key to ensuring that the farm is operating efficiently and using its feed in an effective manner. The FCR will vary depending on the size of the fish and so three separate FCRs are given. FCR figures should be verified whenever possible by the assessor to ensure they have been calculated correctly.</p>

	<p>Note that these figures are from eel farmers – no national or international standards appear to exist for eel farming.</p> <p>Slaughter Methods</p> <p>The European Food Standards Agency describes that eels should be stunned using electric or pervasive stunning before killing. That best advice and practice is applied here.</p> <p>Restocking of Cultured Eels</p> <p>The requirement for restocking eels during culture distinguishes between the actual provision of eels for restocking and eels being ‘made available’ for re-stocking (i.e. a willingness on the part of the eel growers to provide eels for restocking as and when there is a market, even if the market is less lucrative than the market for eel product). Whichever is used, the farm must be able to provide evidence to support this and to show that the eels are going for the purposes of restocking (documentation for the purchasers stating this intended purpose would act as sufficient evidence here). Restocking in this context refers to restocking for the primary purpose of enhancing escapement.</p> <p>Restocking percentages should be calculated by piece, although an average weight may be used to calculate this. The calculation to be used would be:</p> $((\text{Year Restocking Total (by piece)} / \text{Year Production (by piece)}) \times 100 = \% \text{ Restocked per year})$ <p>Eels used for restocking are not graded out. There have been a number of suggestions/examples – given by people working in the sector – that ‘slow-growers’ are used for stocking. This skews the freshwater population in a way that is unnatural and could affect genetics.</p>
Benefits	<ul style="list-style-type: none"> • Survival is maximised • Eel farms play their part in providing a positive contribution • Food for human consumption is provided with minimal impact on the environment
Rationale	The rationale in the issues and notes are described above.
Targets & Measures	<ul style="list-style-type: none"> • An increasing number and proportion of farms, from 2 and 5% to 35 and 90% in 10 years are certified. • In 10 years, the total proportion of certified eel that passes through eel farms is 90%.
Criterion 5.1: The total mortality rate during the culture process is low	
Weighting: 2	
Responsible indicators	<ul style="list-style-type: none"> • The Percentage Mortality Rate of eels in culture is less than or equal to 10% on average in the current and previous year OR as an average of the previous five years • An accurate daily log is maintained of the number and causes of mortality
Aspiring indicators	<ul style="list-style-type: none"> • The Percentage Mortality Rate of eels in culture is between 10 and 15% on average in the current and previous years OR as an average of the previous five years. • An accurate daily log is maintained of the number of mortalities
Criterion 5.2: The fish meal/oil ingredients in the feed come from a responsible source	
Weighting: 1	
Responsible indicators	Fish meal/oil in the feed (including juvenile feeds) is certified by IFFO or MSC or shown in some other way to be from responsible or sustainable sources

Aspiring indicators	Fish meal/oil in the feed (including juvenile feeds) is not certified by IFFO or MSC or shown to be from responsible sources, but there are credible plans to move to such a supplier within 2 years
Criterion 5.3: Feed is used as efficiently as possible	
Weighting: 1	
Responsible indicators	The average feed conversion ratios in the farm are as follows: glass eel to fingerlings: 1.1 or less fingerlings to 200g: 1.6 or less large eels: 2.0 or less
Aspiring indicators	The average feed conversion ratios in the farm are as follows: glass eel to fingerlings: 1.3 or less fingerlings to 200g: 1.8 or less large eels: 2.2 or less
Criterion 5.4: Water quality	
Weighting: 1	
Responsible indicators	<ul style="list-style-type: none"> • A system is in place that is expected to keep key water quality parameters within suitable tolerances for healthy eel survival (e.g. Ammonia, Suspended Solids, pH, Oxygen) • Water quality management procedures are in place including regular monitoring of relevant parameters which shows that water quality is always high and stable • Water quality monitoring is linked to an alarm-based system in the event of a sudden drop in water quality • The facility operates a back-up system to ensure that water quality will not adversely affect survival rates in the case of a power supply failure.
Aspiring indicators	<ul style="list-style-type: none"> • A system is in place that is expected to keep key water quality parameters within suitable tolerances (e.g. Ammonia, Suspended Solids, pH, Oxygen) • Water quality management procedures are in place and there is regular monitoring of relevant parameters which shows that water quality is always high and stable.
Criterion 5.5: There are minimal ecological impacts from effluent discharge	
Weighting: 1	
Responsible indicators	<ul style="list-style-type: none"> • The system is closed-circuit and has no discharge OR • Effluent discharge is regularly tested by the farm AND • Effluent discharge complies with all local and national requirements AND • Has not been found to be non-compliant in the past 5 years.
Aspiring indicators	<ul style="list-style-type: none"> • Effluent discharge is regularly tested by the farm AND/OR • Has been found to be non-compliant on no more than 1 occasion in the past 5 years.
Criterion 5.6: Grading, slaughter and transportation are carried out with respect to welfare	
Weighting: 1	
Responsible indicators	<ul style="list-style-type: none"> • Grading is completed in an efficient manner • Slaughter is completed by a method that provides an instant death or renders them insensible to pain, i.e. electric stunning or percussive stunning. • Procedures are in place to ensure transportation provides suitable conditions for fish welfare.

Aspiring indicators	<ul style="list-style-type: none"> Other, previously acceptable methods of stunning before slaughter are used, e.g. chilling, but there are credible plans in place to invest in the latest methods within the next 2 years
Criterion 5.7: The farm organisation provides eel for restocking	
Weighting: 2	
Responsible indicators	The farm organisation can provide documented evidence that 10% or more of the farm's annual eel production (by piece) <u>has been provided</u> for restocking for the purpose of conservation / escapement.
Aspiring indicators	The farm organisation can provide documented evidence that it makes 10 % of their annual eel production (by piece) <u>available</u> for restocking for the primary purpose of conservation / escapement AND/OR for new clients, the farm can demonstrate that they have bookings for re-stocking in the following year at more than 10% of the predicted annual eel production (by piece) for the purpose of conservation / escapement.
Criterion 5.8: Eels for restocking are not graded out slow-growers	
Weighting: 2	
Responsible indicators	The size range and quantities in the eels for restocking reflect 100% that for the age group in the whole farm
Aspiring indicators	The size range and quantities indicate no more than a 25% supplement of those for restocking are from slower growing fish of the same age group.

Component 6 – Restocking

Issues	A discussion about in restocking is provided in Section 6.2. Whilst stocking is an accepted measure in the EU Eel Regulation, and this standard seeks to support the regulation, the standard sets criteria for doing it responsibly, and according to best practice.
Benefits	<ul style="list-style-type: none"> Escapement of silver eels in the target catchment is increased by restocking, towards or beyond the 40% of B0 target
Rationale	As described in Section 6, this depends on the assumption that taking Glass eels from areas of abundance and stocking them to areas of low recruitment, leads to an increase in the eel populations overall in European, Scandinavian and North African waters, and a corresponding increased escapement of silver eels, leading to increased spawning and subsequent increased recruitment of glass eels.
Targets & Measures	<ul style="list-style-type: none"> Silver Eel escapement in the recipient catchment is measured with increasingly confident calculation by the local fisheries authority Restocking and the impact on eel escapement is measured Silver eel escapement is increasing towards or at the 40% target
Criterion 6.1: Restocking is carried out in accordance with an approved EMP, in order to improve escapement to or above the 40% target and is approved by the relevant agency	
Weighting: 1	
Responsible indicators	<ul style="list-style-type: none"> The eel management plan is approved and the restocking is part of the agreed programme that should with reasonable confidence lead to the 40% escapement target being achieved in the future. Fishing of restocked eels does not have any measurable impact on escapement.

Aspiring indicators	<ul style="list-style-type: none"> • The management plan is approved and there is evidence that it is being implemented. The restocking is a part of the management plan. • Fishing of restocked eels may have measurable impacts on escapement.
Criterion 6.2: Survival and growth rates of restocked eels, and escapement from the system, can be estimated.	
Weighting: 1	
Responsible indicators	<ul style="list-style-type: none"> • A monitoring programme calculates survival rates and growth rates of restocked eels such that there is good evidence that restocking is significantly enhancing eel biomass and contributing to escapement. • There is active research on means of improving the restocking programme or restocking techniques.
Aspiring indicators	<ul style="list-style-type: none"> • A monitoring programme estimates survival, growth and escapement. The existing evidence suggests that restocking is enhancing eel biomass and contributing to escapement.
Criterion 6.3: The restocked area is suitable for eel growth, survival and escapement	
Weighting: 1	
Responsible indicators	<ul style="list-style-type: none"> • Ecological information suggests that the system into which eels are restocked is suitable eel habitat (eg. type of water body, productivity, former presence of eels). • There are no significant barriers to escapement of silver eels from the system OR systems are in place which demonstrably allows a significant proportion of silver eels to circumvent these barriers (e.g. effective passes trap and transport). • Stocking is carried out at densities appropriate to the capacity of the environment (productivity, temperature).
Aspiring indicators	<ul style="list-style-type: none"> • It is reasonable to assume by analogy with other systems the system into which eels are restocked is good eel habitat. • If there are barriers to escapement of silver eels, plans are being put in place to allow a reasonable level of escapement which will be implemented in time to allow this restocking cohort to contribute to escapement. • Stocking is carried out at densities appropriate to the capacity of the environment (productivity, temperature).

Component 7 – Processing, wholesale and retail supplies

Issues	<p>This component describes the sometimes short, sometimes long chain from the eel leaving the fishery or fish farm, processed for human consumption (e.g. filleted, smoked), distributed to retailers and then sold to the consumer (e.g. the public, restaurants). In some cases, a number of processes might be carried out by the same business, e.g. some family businesses in Holland have their own eel farm, their own smoker and sell direct to the public.</p>
Notes	<p>There are no separate criteria for processors, wholesalers and retailers, but the component is provided here to show how they are included in the supply chain. The most obvious and important component applying to these is Component 1.1, covering Commitment to legality, 1.3: Trading in certified eel and 1.4: Traceability.</p>

	Where the facility undertakes other processes in this standard, e.g. perhaps eel farming, the business and assessor should decide the relevant parts to audit.
Benefits	<ul style="list-style-type: none"> • Consumers have the opportunity and choice to purchase responsibly sourced eel
Targets & Measures	<ul style="list-style-type: none"> • An increasing number and proportion of processors, wholesalers and retailers provide certified eel, from 5% now to 90% in 10 years • An increasing proportion of total retail sales is of certified eel, from 5% now to 75% in 10 years

Component 8 – Contribution to Healthy Aquatic Ecosystems

Issues	<p>Many companies have a social & corporate responsibility programme, to make contributions to society outside of their core business, and beyond their legal obligations. Where they make a contribution that benefits the eel, they can be recognised via the SEG standard.</p> <p>There are potentially many other factors to consider when considering a company's ethical and environmental credentials, and there are other standards to cover those. This standard will therefore, by necessity, be kept simple. It is likely to develop with experience of its use.</p>
Notes	<p>Eel Stewardship Funds are being established to provide a convenient mechanism for companies, organisations and individuals to make financial contributions towards eel conservation projects.</p> <p>A healthy aquatic ecosystem is defined as one that meets the criteria for 'Good Ecological Status' under the Water Framework Directive. Where we can be more specific with factors for good eel habitat and migration, particularly for specific locations and projects, we will also apply those.</p>
Benefits	<ul style="list-style-type: none"> • Increased investment to improve the health of aquatic ecosystems, aiding the recovery of the European eel • Companies able to be recognised for their work • Companies able to choose the European eel as a species to support
Rationale	By providing the opportunity of certification, more companies might choose the eel as a cause to support, leading to greater investment and faster recovery
Targets & Measures	<ul style="list-style-type: none"> • Annual increase in the number of companies seeking the SEG standard, from 0 now to 20 in 10 years • 10% pa increase in the value of eel conservation and restoration projects, doubling from €20M per year now to €40M in 10 years

Criterion 8.1: The company has a good environmental record

Responsible indicators	<ul style="list-style-type: none"> • There have been no prosecutions or warnings for breaches of environmental regulations in the past 5 years • There is a certified Environmental Management System in place such as ISO14001
Aspiring indicators	<ul style="list-style-type: none"> • There have been no prosecutions or warnings for breaches of environmental regulations in the past 2 years • There is a certified Environmental Management System in place such as ISO14001, or the company is actively pursuing one

Criterion 8.2: Contribution to eel conservation projects	
Responsible indicators	<ul style="list-style-type: none"> The company operates a social & corporate responsibility programme and at least 20% of that budget is allocated to projects that make a positive contribution to eel conservation or population enhancement, such as Eel Stewardship Funds, River Restoration projects, conservation and education projects.
Aspiring indicators	<ul style="list-style-type: none"> The company operates a social & corporate responsibility programme and at least 10% of that budget is allocated to projects that make a positive contribution to eel conservation or population enhancement, such as Eel Stewardship Funds, River Restoration projects, conservation and education projects.

12. Assurance

The rules, procedures and guidance for the governance and assurance of the standard are now separated from the standard itself and described in the SEG Assurance system, which is published on the [SEG website](#).

Introductions to these procedures were included in earlier versions of this standard, which was subject to stakeholder consultation in 2017.

13. Measures

The following measures will be applied to identify the impact this standard is having on its objective to restore eel populations and improve practices within the eel sector. These form the basis of the Monitoring and Evaluation System, being developed under the ISEAL membership application process and will be published on the [SEG website](#).

Component	Measures
Output measures	
1. Commitment to legality	<ul style="list-style-type: none"> • The level of illegal trade in glass eels (number of tonnes) measured as the unaccountable reported catch in Europe
2. Trading in certified eel	<ul style="list-style-type: none"> • The number and % of businesses in each part of the sector achieving the standard
3. Traceability	<ul style="list-style-type: none"> • Amount (tonnes) and proportion (%) of sales that are certified traceable from a responsible source
4. Biosecurity & Welfare	<ul style="list-style-type: none"> • Number and % of suppliers with a high quality, effective, bio-security plan
5. Glass eel fishing	<ul style="list-style-type: none"> • The amount (tonnes) and proportion (%) of glass eels caught from each certified and non-certified fisheries • % survival rates
6. Yellow & silver eel fishing	<ul style="list-style-type: none"> • The amount (tonnes) and proportion (%) of adult eels caught from each certified and non-certified fisheries
7. Eel buying and trading	<ul style="list-style-type: none"> • The amount (tonnes) and proportion (%) of eels from each certified and non-certified fisheries
8. Eel Farming	<ul style="list-style-type: none"> • Amount (tonnes) and proportion of certified eels passing through eel farms • % of eels from farms provided for restocking
9. Restocking	<ul style="list-style-type: none"> • The % (number) of all glass eels caught provided for restocking
10. Wholesale &	<ul style="list-style-type: none"> • Number and proportion of businesses, and proportion of sales using the relevant

retail	logo to denote product is traceable, responsibly sourced <ul style="list-style-type: none"> • Suppliers and consumers have confidence that the label is credible and they understand what it means
11. Contribution to Healthy Aquatic Ecosystems	<ul style="list-style-type: none"> • Value (in Euros) of contributions to eel conservation and restoration projects via Eel Stewardship Funds
Impact measures	
Environmental	<ul style="list-style-type: none"> • Glass eel returns as measured and reported by the ICES WGEEL recruitment index • Silver eel escapement in Eel Management Districts, as reported by ICES WGEEL
Socio-economic	<ul style="list-style-type: none"> • Total value of sales (in Euros) • Number of people employed (certified and whole sector)

14. Glossary

Terms not defined in the text

Term	Definition
Negligible impacts	Low rate of by-catch plus a low rate of discard injury or mortality plus by-catch only from species which are abundant in the area.
Low level impacts	Where two of the above criteria are met.
Ranching	Fishing in natural waters in which natural recruitment is significantly supplemented by stocking with juvenile eels. An example is Lough Neagh, Northern Ireland.
Recovery and Sustainable Recovery	The stock size of European eel at which the ICES Working Group on Eel consider the eel has recovered, is biologically safe and sustainable yields can be set. The current indicator of that stock size is 40% of B0.
Sustainable use	Use of the eel stock, at a level which also enables its recovery'
Sustainability	The adoption of practices that aim to achieve along term recovery of the eel stock
WGEEL	ICES Working Group on Eel



The SEG Standard

A Code of Conduct for a Responsible Eel Sector

Copyright:



Version 6.1
July 2022

For further information please see:

www.sustainableeelgroup.org

Or contact us at:

standard@sustainableeelgroup.org

Registered address:

c/o Wetlands International - European Association
Mundo J, Rue de l'Industrie 10, 1000,
Bruxelles, Belgium.